

SOUTH DAKOTA BOARD OF REGENTS

Full Board

AGENDA ITEM: 34

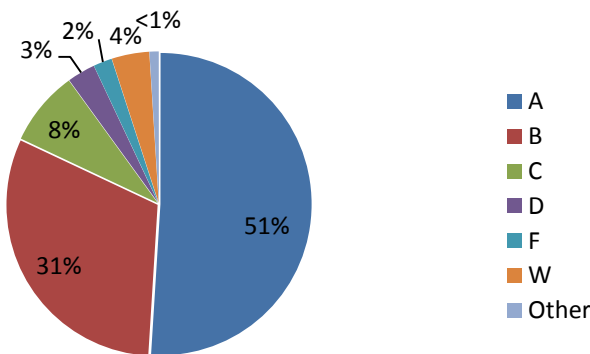
DATE: April 1-2, 2015

SUBJECT: Dual Credit – Reduced Tuition Program

The reduced tuition High School Dual Credit Program, which was funded through the state legislature during the 2014 legislative session, has now had students complete the first semester of the program. According to South Dakota Department of Education (SDDOE), 105 public school districts, 8 private schools, 1 tribal school, and 14 homeschool students participated in the program. Statewide, 1,077 students enrolled in the HSDC program. Going forward, SDDOE has requested additional funds to pay for the current year’s students since participation was far beyond what was initially expected. The Governor has also proposed increases to the program for the next fiscal year, which would go into effect beginning in Fall 2015.

The BOR office received performance and enrollment data from this initial semester (See Figure 1). Data showed that 90% of HSDC students in the Regental System finished with a grade of C or higher, 5% of students finished with grades of D or F, and 4% of students withdrew from courses. As the program moves forward, we hope that success rates will improve as students and school personnel learn what is expected from the program and from college-level courses.

Figure 1
Percentage of Grades Received in BOR HSDC Courses – Fall 2014



(Continued)

RECOMMENDED ACTION OF THE EXECUTIVE DIRECTOR

Information only.

Figure 2
Number of HSDC Credits Enrolled by Institution – Fall 2014

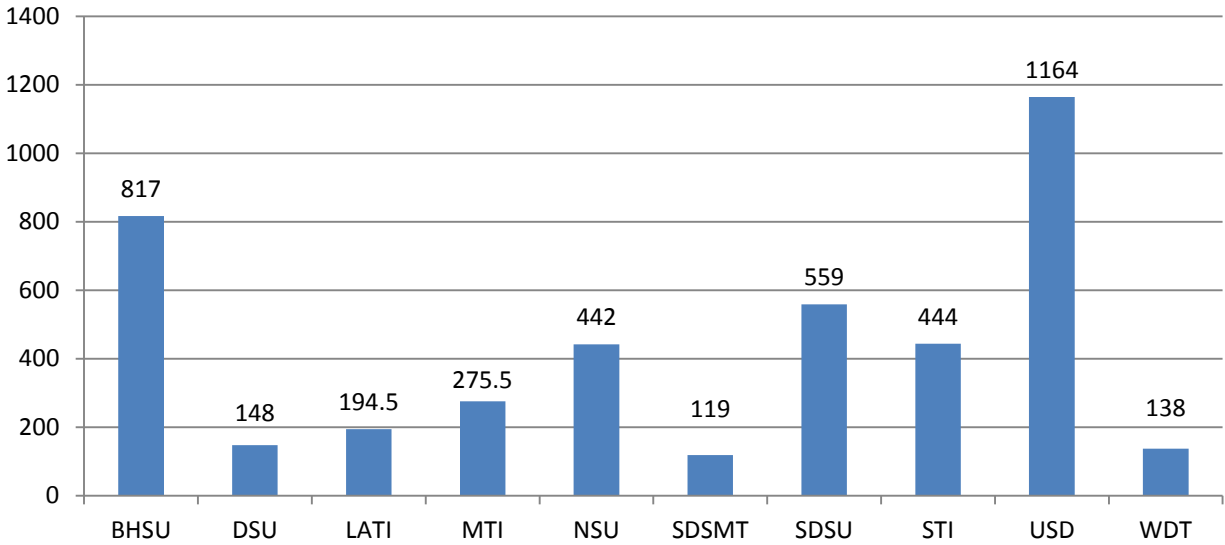
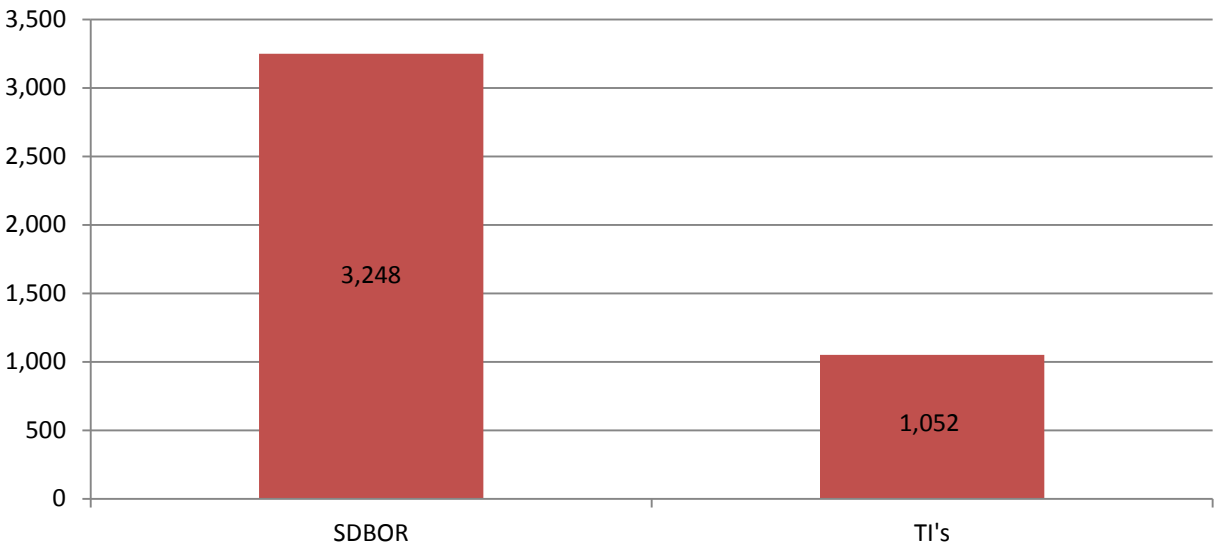


Figure 3
Number of Credits Enrolled by System – Fall 2014

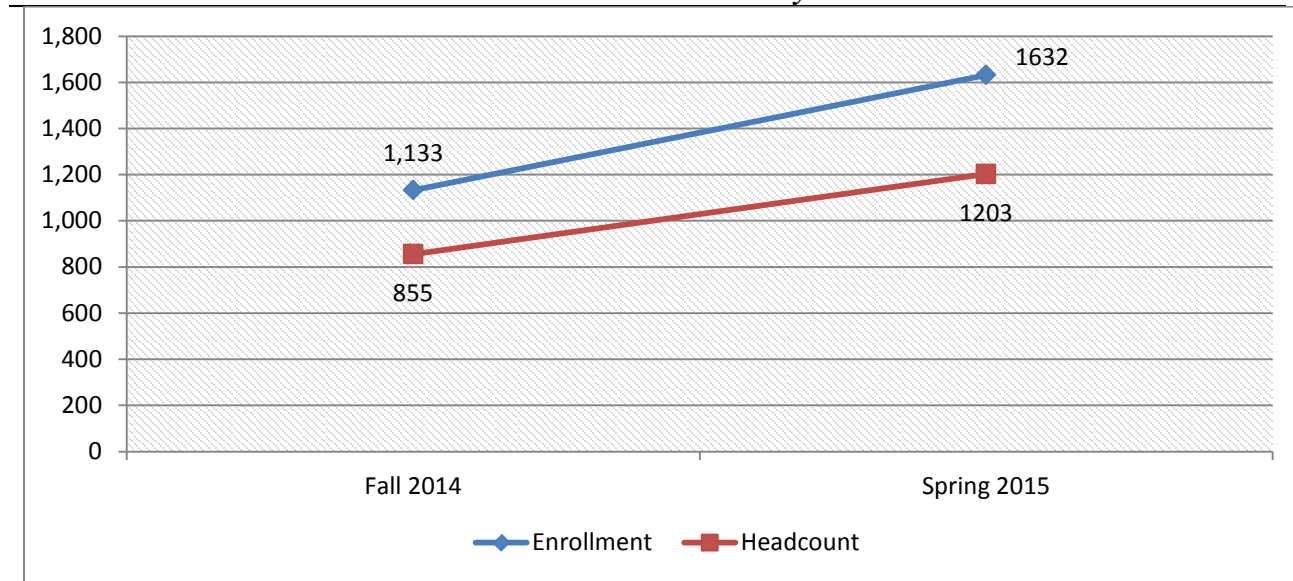


Data from the SDDOE shows that the BOR institutions account for 76% of all HSDC credit enrollments in the state. BOR institutions were responsible for 91% of the General Education credits taken through the HSDC program (see Figure 2 and 3).

Spring 2015 Semester

The enrollment process for the Spring Semester opened in early November, and students were able to register until the first day of classes. Students were able to drop courses until the traditional add/drop date. Course enrollment and headcount have both gone up significantly since the Fall Semester of the program, with enrollment going up by 44% and the program headcount increasing by 41% (see Figure 4).

Figure 4
HSDC Enrollment & Headcount By Semester



As of January 21, 1,203 students have enrolled in 1,632 courses within the Regental system. Table 1 below provides the distribution of Enrollments and Headcounts for each of the Regental institutions. Additionally, a number of courses have attracted considerable enrollments from high school students throughout the state. Table 2 depicts the top 20 courses with the highest enrollments in the new program, while Attachment 1 breaks down the online and face-to-face enrollment of the top 20 courses.

Table 1
HSDC Enrollment & Headcount by Campus – Spring 2015

Institution	Enrollment	Headcount
<i>BHSU</i>	295	202
<i>DSU</i>	136	115
<i>NSU</i>	188	130
<i>SDSM&T</i>	36	19
<i>SDSU</i>	368	277
<i>USD</i>	609	460
Total	1,632	1,203

Table 2
Frequency of Enrollments by Course – Spring 2015

Course	BHSU	DSU	NSU	SDSMT	SDSU	USD	Total
1. Fundamentals of Speech	8	25	30	0	87	139	289
2. General Psychology	39		6	6	60	116	227
3. College Algebra	35	35	18	3	30	53	174
4. Composition I	28	9	18	4	24	61	144
5. Introduction to Sociology	19	0	28	0	37	35	119
6. American Government	28	6	1	0	0	46	81
7. British Literature	11	3	0	3	13	31	61
8. Music Appreciation	2	1	13	0	1	20	37
9. Introduction to Computers	0	33	0	0	0	0	33
10. United States History I	15	0	0	0	6	11	32
11. Art Appreciation	8	0	8	0	3	9	28
12. Composition II	7	0	4	0	13	2	26
13. Social Problems	9	1	0	1	8	5	24
14. United States History II	8	0	0	1	1	11	21
15. Principles of Microeconomics	4	1	14	0	0	0	19
16. Introduction to Mass Communication	7	0	0	0	1	8	16
17. Introduction to Statistics	13	0	0	0	0	0	13
18. Introduction to Ethics	0	0	0	0	7	6	13
19. Introduction to Criminal Justice	0	0	0	0	0	12	12
20. Computer Science I	0	12	0	0	0	0	12

Summer 2015 Semester

Looking ahead, the HSDC program will continue in the Summer semesters. However, only students who have completed their junior year and will be seniors in the fall are eligible. Students who have graduated or who will be juniors in the fall are not eligible. Registration for Summer 2015 will begin on February 23rd. The Board office continues to work with the HSDC contacts at each of the campuses to develop the program and make changes as necessary to make the program run more smoothly. On a recent call with the HSDC working group, several issues were discussed, and will be addressed for the coming semesters. These include:

- *Grade Reporting*
 - This past semester, grades were reported by home institution, which was confusing to some high schools since many students are taking courses from more than one institution. To make things more straightforward, grades will now be reported by which institution offered the course.
 - We will develop a standardized grade report to send to high schools.

- *Performance-Based Eligibility Requirements*
 - The group is looking to implement a prior-performance clause to the eligibility requirements. Under SDCL 13-28-37, students who have failed an HSDC course are no longer eligible, without a showing of good cause. While Dual Credit is a great opportunity to earn college credit, if students are not successful, they can potentially enter the System upon graduation with Probationary Status or “W’s” towards their withdrawal limit.

- *Technology*
 - The Bureau of Information Technology (BIT) is partnering with DOE to create an all-inclusive course list tool that students can access online. It is based off of our current BOR Course List Dashboard, but we are expecting that it will have more features, such as being printable and having more sorting options.
 - With students regularly changing home institutions in this program as it goes forward, there is going to be issues with their assigned email addresses changing every semester. Dr. Turman will be taking this issue to TAC.

- *Registration*
 - The group has suggested creating an HSDC registration hold in WebAdvisor. Some students have dropped or registered for courses through WebAdvisor, which means they are not labeled as an HSDC student within the System. Also, for drops, students are required to discuss dropping the course with a high school counselor or principal, and then the drop must be facilitated by the campus Dual Credit contact. By creating the hold, it ensures that the campus contacts will be in charge of the registration process.

Frequency of Online (OL) vs. Face-to-Face (F2F) Enrollments by Course – Spring 2015

	BHSU		DSU		NSU		SDSMT		SDSU		USD		Total
	OL	F2F	OL	F2F	OL	F2F	OL	F2F	OL	F2F	OL	F2F	
1. Fundamentals of Speech	4	4	25		27	3			79	8	139		289
2. General Psychology	15	24				6	6	50	10	110	6		227
3. College Algebra	22	13	30	5	9	9	3	27	3	53			174
4. Composition I	8	20	9		13	5	4	19	5	56	5		144
5. Introduction to Sociology	9	10			12	16			13		28	3	119
6. American Government	16	12	5	1		1			1	20			81
7. British Literature	9	2	3				3	13		28	3		61
8. Music Appreciation	1	1		1	12	1			1	20			37
9. Introduction to Computers			32	1									33
10. United States History I	9	6						6		11			32
11. Art Appreciation	6	2			7	1		3		9			28
12. Composition II	6	1			4			10	3		2		26
13. Social Problems	7	2	1				1	8		5			24
14. United States History II	8						1	1		11			21
15. Principles of Microeconomics	1	3		1	14								19
16. Introduction to Mass Communication	5	2							1	8			16
17. Introduction to Statistics	11	2											13
18. Introduction to Ethics								6	1	5	1		13
19. Introduction to Criminal Justice										12			12
20. Computer Science I			9	3									12