

SOUTH DAKOTA BOARD OF REGENTS

Academic and Student Affairs

AGENDA ITEM: 8 – J (3)
DATE: December 5-7, 2017

SUBJECT

High School Dual Credit (HSDC) Matriculation Report

CONTROLLING STATUTE, RULE, OR POLICY

[BOR Policy 2:5](#) – Transfer of Credit

[AAC Guideline 7.1](#) – Dual and Concurrent Credit Administration Guidelines

BACKGROUND / DISCUSSION

Since the High School Dual Credit (HSDC) began in 2014, the Board of Regents has received periodic updates on the enrollment trends each term. Questions have continued to surface about the impact the program has had for encouraging more South Dakota students to matriculate into the Regental system after graduation. This report seeks to provide the Board with the trends related to graduate matriculation for the first three cohorts of seniors eligible for the program.

IMPACT AND RECOMMENDATION

Since the first seniors graduated in May 2015, a total of 4,336 students have enrolled in coursework through the HSDC program, with approximately 57% of those students enrolling in the Regental system following graduation (representing 60% of the overall credit hours). Trends across both enrollments, and credit hours transferred in, have remained consistent for the first three cohorts evaluated.

ATTACHMENTS

Attachment I – Special Data Analysis: HSDC Matriculation Report

INFORMATIONAL ITEM



*** Special Data Analysis ***

HSDC Matriculation Report

Three cohorts of South Dakota high school students have graduated since the High School Dual Credit (HSDC) program was first introduced in Fall 2014. Since that time a total of 4,336 students have enrolled in coursework through this program, with approximately 57% of those students enrolling in the Regental system following graduation. Similar trends also exist for the credit hours these students transfer into the Regental system. Sixty percent of the HSDC credit hours completed by these graduates transferred into a Regental system after graduation. Trends across both enrollments and credit hours transferred in as a result of this program have remained consistent for the first three cohorts evaluated.

The High School Dual Credit (HSDC) program was first implemented in Fall 2014 providing the opportunity for the 2015 high school graduates to enroll in coursework during their senior year. Since that initial year, two additional cohorts of graduates (2016 and 2017) have had the opportunity to complete dual credit coursework during their junior and senior year. The goal of the program are twofold. First to provide an affordable option for qualified high school students to enroll in college courses while in high school. The second was to encourage South Dakota high school graduates to matriculate to public postsecondary institutes in the state following graduation. This report seeks to evaluate the enrollment impact for this second goal.

HSDC Student Matriculation

To evaluate the matriculation rates for HSDC students during the first three years of the program, the graduates for the 2015, 2016, and 2017 graduating classes in South Dakota were evaluated. Students completing HSDC credit during their junior and senior year through a Regental institution were monitored to determine subsequent enrollment after graduation. For 2015 graduates a total of 1,053 students enrolled in HSDC coursework, and a total of 603 (57.3%) eventually enrolled at a Regental institution (see Figure 1). This percentage declined for the 2016 graduates to 56%, and then increased back to 57.3% for 2017.

Figure 1
Percentage of HSDC Students Matriculating into the Regental System Following Graduation

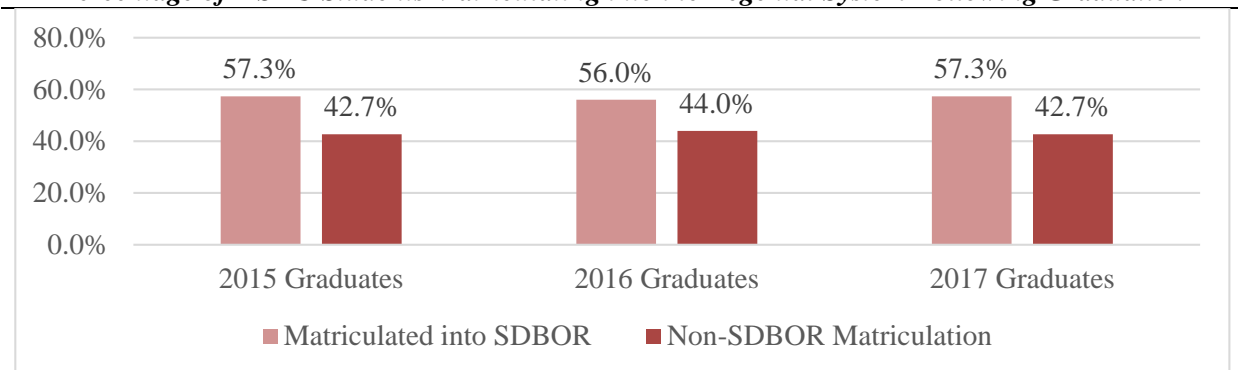


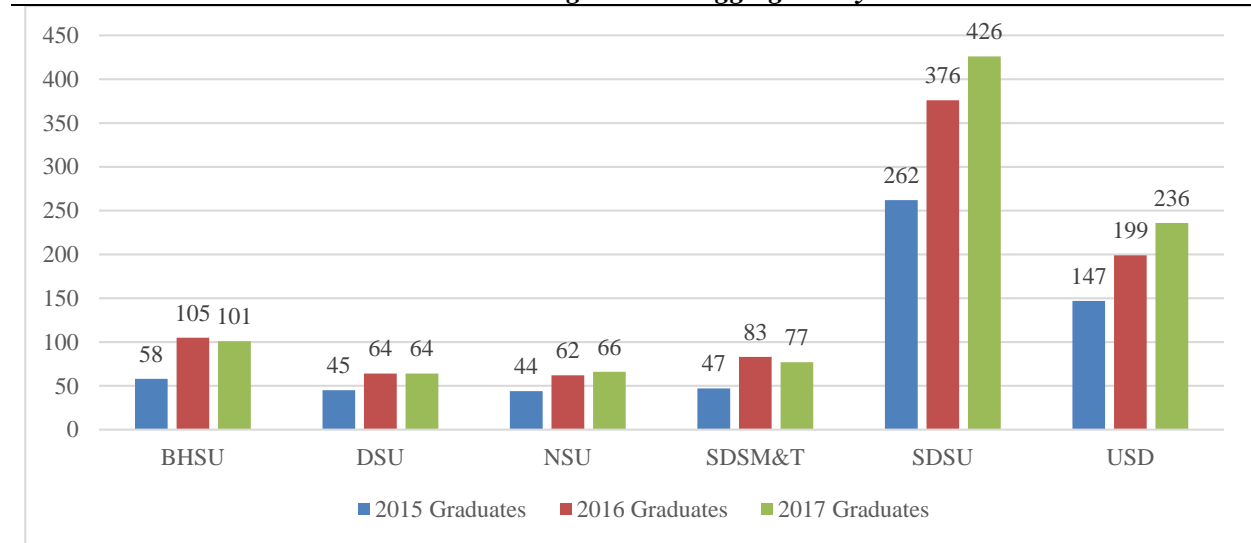
Table 1 provides the enrollment numbers for matriculated and non-matriculated graduates for each of these three years. It is important to note that despite the flat matriculation pattern, each year a higher number of students both enrolled in HSDC courses, and then matriculated into the Regental system after graduation.

Table 1
South Dakota High School Graduates Matriculating into the Regental System after Completing HSDC Coursework in High School

Graduation Year	Enrolled in SDBOR	Did not Enroll in BOR	Total
2015	603	450	1,053
2016	889	700	1,589
2017	970	724	1,694
Total	2,462	1,874	4,336

Figure 2 below depicts HSDC student matriculation into Regental institutions the fall term after high school.¹ Across the three graduate cohorts the largest majority of students have matriculated to SDSU (1,064 or 43%) followed by USD (582 or 24%), BHSU, SDSM&T, DSU and NSU. By comparison USD delivered the highest percentage of credit hours to students in these three cohorts (33%). Over the three year period, SDSU delivered only 23% of the credit and matriculated 43% of the students.

Figure 2
South Dakota High School Graduates Matriculating into the Regental System After Completing HSDC Coursework in High School Aggregated by Institution



¹ Figure 1 shows a breakout of all HSDC graduates from 2015, 2016, and 2017 by university of subsequent enrollment. In this table, “subsequent enrollment” was defined as enrolling as a degree-seeking undergraduate (with a home location designation at the respective university) in the first fall term following high school graduation. Consistent with data depicted in Table 1, a total of 1,874 students did not subsequently enroll in the Regental system as per the definition given above.

Credit Hour Completion

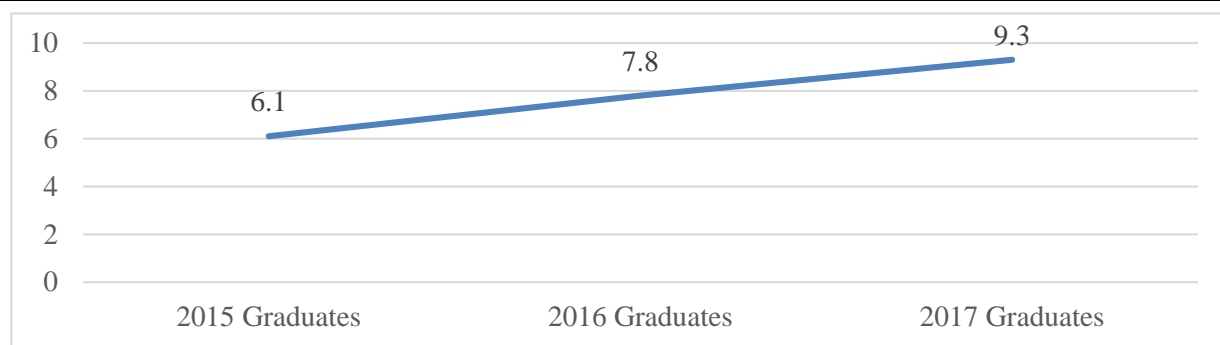
The total number of credit hours completed by each of the three graduate cohorts were also evaluated. Students graduating from South Dakota high schools in 2015 completed 6,391 credit hours through the HSDC program. Since the program first began in Fall 2014, graduates that May were only able to take advantage of the program during their senior year. Since that time HSDC has been viable for both juniors and seniors, allowing these students to accumulate a higher number of credit hours prior to graduation. The 2016 graduates earned 12,352 credit hours (a 93% increase), and that then grew to 15,758 credit hours for 2017 graduates (28% increase from the previous year).

Table 2
HSDC Credit Hours Generated by Each Regental Institution to Each Cohort of High School Graduates

<i>Graduates</i>	<i>BHSU</i>	<i>DSU</i>	<i>NSU</i>	<i>SDSM&T</i>	<i>SDSU</i>	<i>USD</i>	<i>System</i>
<i>2015</i>	<i>1,424</i>	<i>479</i>	<i>800</i>	<i>225</i>	<i>1,275</i>	<i>2,188</i>	<i>6,391</i>
<i>2016</i>	<i>2,120</i>	<i>860</i>	<i>2,090</i>	<i>298</i>	<i>2,906</i>	<i>4,078</i>	<i>12,352</i>
<i>2017</i>	<i>2,657</i>	<i>1,075</i>	<i>2,775</i>	<i>457</i>	<i>3,618</i>	<i>5,176</i>	<i>15,758</i>

When further comparing the data depicted in Table 1 and 2, a trend for the average credit hours completed by South Dakota high school graduates has continued to increase each year. The graduates from the first year of eligibility completed an average of 6.1 credit hours through the HSDC program. This grew to 7.8 in 2016 and then increased to 9.3 for the 2017 graduates (see Figure 3). In any given term there are students taking as many as 12 to 15 credit hours through this program, but those are rare occurrence. The majority of students appear to be supplementing their high school education experience with between three to four dual credit courses to meet high school and General Education requirements once they enroll in the Regental system.

Figure 3
Average HSDC Credit Hours Completed by South Dakota High School Graduates



In addition to evaluating student matriculation by way of headcount, it is also warranted to assess the HSDC credit hours brought into the Regental system. It is important to note that HSDC credit can be earned at any Regental institution and transfers easily to any of the six institutions. Over the past three years, a higher percentage of HSDC credit has matriculated into the Regental system each year improving from 57.8% for 2015 graduates to 59.9% in 2017. In addition to the overall percentage increase, the total credit transferred has also increased consistent with the enrollment growth in the program (see Figure 4). A total of 3,697 HSDC credit hours transferred from the 2015 graduating class, which improved to 9,435 for 2017 graduates (a 155% increase).

Figure 4
HSDC Credit Transfer Patterns for South Dakota High School Graduates

