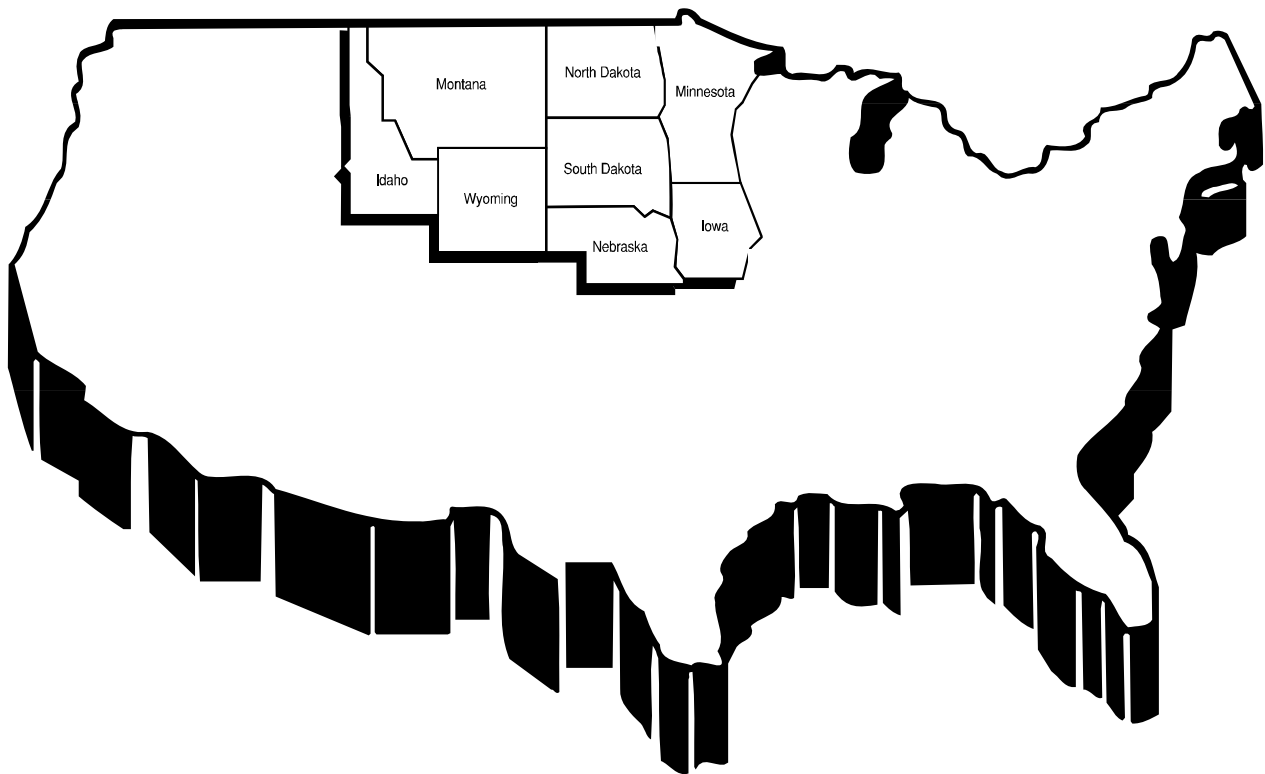


STUDENT COSTS AT PUBLIC INSTITUTIONS ACADEMIC YEAR 2006-2007

A Regional Survey



Compiled November 2006

South Dakota Board of Regents
STUDENT COSTS AT PUBLIC INSTITUTIONS
REGIONAL SURVEY
Academic Year 2006-2007

Table of Contents

Survey Information	1-2
Definition of Classifications	3-4
Classification of Institutions	5
 Section I – Summary Comparison of South Dakota Costs to Survey States	
Section I Introduction	6
Comparison of South Dakota Tuition and Fees to Surveyed States	7
Comparison of South Dakota Total Costs to Surveyed States.....	8
Percent Change in Costs by State	9-10
 Section II – Tuition and Fee Cost Comparison	
Section II Introduction	11
Tuition and Fee Comparison by Institution	12
Tuition and Fee Comparison by Institution: Percent Change in Cost	13-14
Tuition and Fee Comparison by State Ranked Lowest Cost to Highest.....	15-16
Tuition and Fee Comparison and Rank: Baccalaureate Institutions.....	17-18
Tuition and Fee Comparison and Rank: Masters Institutions.....	19-20
Tuition and Fee Comparison and Rank: Doctoral Institutions	21-22
Tuition and Fee Comparison: Institutions with Law and Medical Programs	23
 Section III – Total Cost Comparison	
Section III Introduction.....	24
Total Cost Comparison by Institution.....	25
Total Cost Comparison by Institution: Percent Change in Cost	26-27
Total Cost Comparison by State Ranked Lowest Cost to Highest	28-29
Total Cost Comparison and Rank: Baccalaureate Institutions	30-31
Total Cost Comparison and Rank: Masters Institutions	32-33
Total Cost Comparison and Rank: Doctoral Institutions.....	34-35
 Section IIV – Historic Comparison of Tuition and Fees and Total Cost by Institution	
Section IV Introduction.....	36
Historic Comparison of Tuition and Fees and Total Cost by Institution.....	37-44

South Dakota Board of Regents
Student Costs at Public Institutions Regional Survey
Academic Year 2006-2007

The following report is a comprehensive look at student costs at all four-year public institutions in the contiguous states to South Dakota. Idaho is also included in the survey because of its economic and rural similarities with South Dakota.

The tuition and fee figures and room and board costs were collected in a survey of the surrounding states. All institutions were asked to report the cost of tuition and mandatory fees paid by full-time students. To assure comparability, a full-time undergraduate student was defined as a student taking 32 credit hours per year on a semester-based system or 48 credit hours using a quarter-based system. A full-time graduate student was defined as a student taking 24 credit hours a year on the semester-based system or 36 credit hours on a quarter-based system. The room and board costs were based on double occupancy room rates and a meal plan that would provide 15 meals per week. If the institution did not have a plan that provided 15 meals per week, it was asked to provide the plan closest to 15. All figures given are based on costs for the 2006-2007 academic year.

It is important to note that the non-resident rates do not reflect any reciprocity agreements or other tuition reduction programs between states. Therefore, a non-resident student could possibly attend a given institution at a lower cost than that indicated in this report.

The figures reflected in this study only include costs that are identified for all students. Special discipline fees are not included, since they cannot be identified for all students. Therefore, a student could pay costs higher than those reflected in this report if he or she were enrolled in a discipline with special support fees.

In this report, many averages are used to condense and simplify the information. Several of the tables utilize weighted averages. The formula below illustrates how they were derived. Room and board costs were added to the tuition and fee costs to derive total cost weighted averages.

$$\frac{\sum (\text{Inst. Headcount} * \text{Inst. Tuition/Fee Costs})}{\sum \text{State's Headcount Enrollment}} = \text{State's Weighted Average}$$

It is important not to over-simplify the application or use of averages. In order to gain a better understanding of the tuition situation, a ranking with similarly classified institutions is also provided.

The survey is divided into four sections. Section I provides a few summary tables comparing South Dakota university costs and South Dakota system weighted average costs for tuition and fees and total costs. Section II compares only the tuition and fee costs. Section III combines tuition and fee with room and board costs to exhibit a total cost comparison. Within each section, the classifications of baccalaureate, masters and doctoral are used to compare like

institutions. Finally, Section IV provides a historic comparison of tuition and fees and total costs for the institutions from 1997-1998 to 2006-2007.

The Carnegie Foundation for the Advancement of Teaching website, <http://www.carnegiefoundation.org>, is the source for the definitions of institutional classifications. Institutions are placed into the appropriate classification by information self-reported to the U.S. Department of Education's Integrated Postsecondary Education Data system (IPEDS). The Carnegie Foundation includes only those colleges and universities that are degree-granting and that are also accredited by an agency recognized by the United States Secretary of Education. The classifications do not consider the size of the institutions or the relative ranking within each category, but instead are based upon the annual number of degrees granted by student level (doctorate, masters, or baccalaureate) in a predetermined number of disciplines as referenced in the definition of classifications on pages 3 and 4 of this report.

A complete classification listing of surveyed institutions can be found on page 5. In accordance with classification definitions, the South Dakota universities are classified as follows:

BHSU	Baccalaureate Diverse	SDSM&T	Special Focus – Schools of Engineering
DSU	Baccalaureate Diverse	SDSU	Research Universities
NSU	Baccalaureate Diverse	USD	Research Universities

The South Dakota School of Mines and Technology is included in the averages and in the tables that compare similarly classified institutions as a Masters institution due to the limited number of specialized/engineering institutions in the survey. Montana Tech of the University of Montana is also included as a Masters institution for purposes of this Study.

A one-page summary of the tuition and fee costs for law and medical programs can also be found on page 23 at the end of Section II.

Definition of Classifications

The 2005 Carnegie Classification includes all colleges and universities in the United States that are degree-granting and accredited by an agency recognized by the U.S. Secretary of Education. After reviewing the Classification's strengths and weaknesses as well as its current uses, the Foundation undertook a thorough reassessment of its classification system. With the 2005 revision, the single classification system was replaced by a set of multiple, parallel classifications. The new classifications provide different lenses through which to view U.S. colleges and universities, offering researchers greater flexibility in meeting their analytic needs. The original classification framework—now called the basic classification—has also been substantially revised.¹

Doctorate-granting Universities

Includes institutions that award at least 20 doctoral degrees per year (excluding doctoral-level degrees that qualify recipients for entry into professional practice, such as the JD, MD, PharmD, DPT, etc.). Excludes Special Focus Institutions and Tribal Colleges.

RU/VH: Research Universities (very high research activity)

RU/H: Research Universities (high research activity)

DRU: Doctoral/Research Universities

Master's Colleges and Universities

Includes institutions that award at least 50 master's degrees per year. Excludes Special Focus Institutions and Tribal Colleges.

Master's/L: Master's Colleges and Universities (larger programs)

Master's/M: Master's Colleges and Universities (medium programs)

Master's/S: Master's Colleges and Universities (smaller programs)

Baccalaureate Colleges

Includes institutions where baccalaureate degrees represent at least 10 percent of all undergraduate degrees and that award fewer than 50 master's degrees or fewer than 20 doctoral degrees per year. Excludes Special Focus Institutions and Tribal Colleges.

Bac/A&S: Baccalaureate Colleges—Arts & Sciences

Bac/Diverse: Baccalaureate Colleges—Diverse Fields

Bac/Assoc: Baccalaureate/Associate's Colleges

¹ For definitions and detailed information on classification procedures, refer to the Technical Notes, <http://www.carnegiefoundation.org/Classification>. In addition, important limitations are documented in The 2005 Carnegie Classification: Background and Description. Both the technical notes and the background and description information may be found at <http://www.carnegiefoundation.org/Classification>.

Special Focus Institutions

Institutions awarding baccalaureate or higher-level degrees where a high concentration of degrees is in a single field or set of related fields. Excludes Tribal Colleges.

Spec/Faith: Theological seminaries, Bible colleges, and other faith-related institutions

Spec/Medical: Medical schools and medical centers

Spec/Health: Other health profession schools

Spec/Engg: Schools of engineering

Spec/Tech: Other technology-related schools

Spec/Bus: Schools of business and management

Spec/Arts: Schools of art, music, and design

Spec/Law: Schools of law

Spec/Other: Other special-focus institutions

Classification of Institutions

Idaho	Carnegie Foundation 2005 Classification
Boise State University Idaho State University Lewis - Clark State College University of Idaho	Master's Colleges and Universities (larger programs) Doctoral/Research Universities Baccalaureate Colleges--Diverse Field: Research Universities (high research activity)
Iowa	
Iowa State University University of Iowa University of Northern Iowa	Research Universities (very high research activity) Research Universities (very high research activity) Master's Colleges and Universities (larger programs)
Minnesota	
Bemidji State University Metropolitan State University Minnesota State University, Mankato Moorhead State University Saint Cloud State University Southwest Minnesota State University University of Minnesota - Crookston University of Minnesota - Duluth University of Minnesota - Morris University of Minnesota - Twin Cities Winona State University	Master's Colleges and Universities (smaller programs) Master's Colleges and Universities (medium programs) Master's Colleges and Universities (larger programs) Master's Colleges and Universities (smaller programs) Master's Colleges and Universities (larger programs) Master's Colleges and Universities (smaller programs) Baccalaureate Colleges--Diverse Field: Master's Colleges and Universities (medium programs) Baccalaureate Colleges--Arts & Sciences: Research Universities (very high research activity) Master's Colleges and Universities (medium programs)
Montana	
Montana State University - Billings Montana State University - Bozeman Montana State University - Northern Montana Tech of the Univ of Montana The University of Montana The University of Montana - Western	Master's Colleges and Universities (medium programs) Research Universities (very high research activity) Baccalaureate Colleges--Diverse Field: Associate's--Public 2-year colleges under 4-year universities: Research Universities (high research activity) Baccalaureate Colleges--Diverse Field:
Nebraska	
Chadron State College Peru State College University of Nebraska - Kearney University of Nebraska - Lincoln University of Nebraska at Omaha Wayne State College	Baccalaureate Colleges--Diverse Field: Baccalaureate Colleges--Diverse Field: Master's Colleges and Universities (medium programs) Research Universities (very high research activity) Master's Colleges and Universities (larger programs) Master's Colleges and Universities (medium programs)
North Dakota	
Dickinson State University Mayville State University Minot State University North Dakota State University University of North Dakota Valley City State University	Baccalaureate Colleges--Diverse Field: Baccalaureate Colleges--Diverse Field: Master's Colleges and Universities (smaller programs) Research Universities (high research activity) Research Universities (high research activity) Baccalaureate Colleges--Diverse Field:
South Dakota	
Black Hills State University Dakota State University Northern State University South Dakota School of Mines & Tech. South Dakota State University University of South Dakota	Baccalaureate Colleges--Diverse Field: Baccalaureate Colleges--Diverse Field: Baccalaureate Colleges--Diverse Field: Special Focus Institutions--Schools of engineering Research Universities (high research activity) Doctoral/Research Universities
Wyoming	
University of Wyoming	Research Universities (high research activity)

Source Carnegie Foundation for the Advancement of Teaching
<http://www.carnegiefoundation.org>

Section I

Summary Comparison of South Dakota Costs to Surveyed States Academic Year 2006-2007

Section I compares the individual South Dakota university costs for tuition and fees and total cost to the weighted average for comparable institutions in the survey. The comparison includes the cost for undergraduate and graduate residents and non-residents. This data gives an overview of the differences in cost between each school in South Dakota and the average for the comparable institutions in the surveyed states. The information is found on pages 7 and 8.

Section I also includes a ranking of the states' weighted average costs for FY06 and FY07 and provides the percentage change in the average. This provides a quick view of the change in costs for a given state and where that state ranks in cost with the other states in the survey. Again, the tables compare tuition and fees and total costs for undergraduate and graduate residents and non-residents. The information is found on pages 9 and 10.

To assure comparability, a full-time undergraduate student was defined as a student taking 32 credit hours per year using a semester-based system or 48 credit hours using a quarter-based system. A fulltime graduate student was defined as a student taking 24 credit hours a year using a semester-based system or 36 hours a year using a quarter-based system.

Tuition and fees include only the tuition and mandatory fees paid by full-time students. Total cost includes tuition and fees and room and board costs. The room rates were based on a double occupancy room. Board rates are based on the meal plan that provides 15 meals per week or the next closest meal plan.

Comparison of South Dakota Tuition and Fees to Surveyed States Academic Year 2006-2007

<u>Undergraduate Resident</u>	South Dakota Average	Survey Average	\$ Difference	% Difference
All Institutions -- Weighted	\$5,481	\$5,986	-\$506	-8.4%
Baccalaureate		\$5,522		
BHSU	\$5,334		-\$188	-3.4%
DSU	\$6,037		\$514	9.3%
NSU	\$5,293		-\$230	-4.2%
Masters		\$5,866		
SDSM&T	\$6,022		\$155	2.6%
Doctoral		\$6,150		
SDSU	\$5,389		-\$761	-12.4%
USD	\$5,410		-\$741	-12.0%
 <u>Undergraduate Non-Resident**</u>				
All Institutions -- Weighted	\$6,746	\$13,863	-\$7,117	-51.3%
Baccalaureate		\$9,141		
BHSU	\$6,605		-\$2,536	-27.7%
DSU	\$7,307		-\$1,834	-20.1%
NSU	\$6,563		-\$2,578	-28.2%
Masters		\$10,708		
SDSM&T	\$7,292		-\$3,416	-31.9%
Doctoral		\$15,526		
SDSU	\$6,659		-\$8,866	-57.1%
USD	\$6,680		-\$8,846	-57.0%
 <u>Graduate Resident</u>				
All Institutions -- Weighted	\$5,096	\$6,804	-\$1,709	-25.1%
Baccalaureate		*		
BHSU	\$4,986		*	*
DSU	\$5,673		*	*
NSU	\$4,955		*	*
Masters		\$6,197		
SDSM&T	\$5,676		-\$521	-8.4%
Doctoral		\$7,142		
SDSU	\$5,027		-\$2,115	-29.6%
USD	\$5,042		-\$2,100	-29.4%
 <u>Graduate Non-Resident</u>				
All Institutions -- Weighted	\$10,764	\$15,765	-\$5,001	-31.7%
Baccalaureate		*		
BHSU	\$10,618		*	*
DSU	\$11,304		*	*
NSU	\$10,586		*	*
Masters		\$11,629		
SDSM&T	\$11,308		-\$321	-2.8%
Doctoral		\$16,482		
SDSU	\$10,658		-\$5,824	-35.3%
USD	\$10,674		-\$5,808	-35.2%

* Insufficient sample size to make comparison

** A new tuition rate in South Dakota allows incoming Undergraduate Non-Resident Students to attend at 150% of the Undergraduate Resident rate.

**Comparison of South Dakota Total Costs to Surveyed States
Tuition and Fees plus Room and Board
Academic Year 2006-2007**

<u>Undergraduate Resident</u>	South Dakota Average	Survey Average	\$ Difference	% Difference
All Institutions -- Weighted	\$9,767	\$11,258	-\$1,491	-13.2%
Baccalaureate		\$10,017		
BHSU	\$9,635		-\$383	-3.8%
DSU	\$9,900		-\$118	-1.2%
NSU	\$9,317		-\$701	-7.0%
Masters		\$10,731		
SDSM&T	\$10,135		-\$596	-5.6%
Doctoral		\$12,085		
SDSU	\$9,756		-\$2,330	-19.3%
USD	\$9,878		-\$2,208	-18.3%
 <u>Undergraduate Non-Resident**</u>				
All Institutions -- Weighted	\$11,052	\$19,460	-\$8,408	-43.2%
Baccalaureate		\$13,472		
BHSU	\$10,905		-\$2,567	-19.1%
DSU	\$11,170		-\$2,302	-17.1%
NSU	\$10,587		-\$2,885	-21.4%
Masters		\$15,866		
SDSM&T	\$11,405		-\$4,461	-28.1%
Doctoral		\$21,443		
SDSU	\$11,026		-\$10,417	-48.6%
USD	\$11,148		-\$10,295	-48.0%
 <u>Graduate Resident</u>				
All Institutions -- Weighted	\$9,444	\$12,406	-\$2,962	-23.9%
Baccalaureate		*		
BHSU	\$9,286		*	*
DSU	\$9,536		*	*
NSU	\$8,979		*	*
Masters		\$11,074		
SDSM&T	\$9,790		-\$1,284	-11.6%
Doctoral		\$13,192		
SDSU	\$9,394		-\$3,798	-28.8%
USD	\$9,510		-\$3,682	-27.9%
 <u>Graduate Non-Resident</u>				
All Institutions -- Weighted	\$15,113	\$21,747	-\$6,634	-30.5%
Baccalaureate		*		
BHSU	\$14,918		*	*
DSU	\$15,168		*	*
NSU	\$14,610		*	*
Masters		\$16,695		
SDSM&T	\$15,421		-\$1,274	-7.6%
Doctoral		\$22,641		
SDSU	\$15,025		-\$7,615	-33.6%
USD	\$15,142		-\$7,499	-33.1%

* Insufficient sample size to make comparison

** A new tuition rate in South Dakota allows incoming Undergraduate Non-Resident Students to attend at 150% of the Undergraduate Resident rate.

**Percent Change in Costs by State
Academic Year 2006 to Academic Year 2007**

Undergraduate Resident

	Tuition and Fees					Total Cost				
	<u>AY06</u>		<u>AY07</u>		<u>%</u>	<u>AY06</u>		<u>AY07</u>		<u>%</u>
	<u>Rank*</u>	<u>Avg</u>	<u>Rank*</u>	<u>Avg</u>		<u>Rank*</u>	<u>Avg</u>	<u>Rank*</u>	<u>Avg</u>	
Idaho	2	\$3,919	2	\$4,154	6.0%	1	\$8,881	1	\$9,262	4.3%
Iowa	7	\$5,618	7	\$6,020	7.1%	7	\$11,719	7	\$12,136	3.6%
Minnesota	8	\$7,068	8	\$7,572	7.1%	8	\$11,976	8	\$12,673	5.8%
Montana	4	\$4,965	3	\$5,317	7.1%	6	\$10,332	6	\$10,890	5.4%
Nebraska	6	\$5,197	6	\$5,500	5.8%	5	\$10,240	5	\$10,777	5.2%
North Dakota	3	\$4,920	4	\$5,391	9.6%	3	\$9,347	4	\$10,180	8.9%
South Dakota	5	\$5,134	5	\$5,481	6.8%	2	\$9,181	2	\$9,767	6.4%
Wyoming	1	\$3,610	1	\$3,703	2.6%	4	\$9,349	3	\$10,013	7.1%
Eight State Average (Weighted)		\$5,600		\$5,986	6.9%		\$10,684		\$11,258	5.4%

Undergraduate Non-Resident

	Tuition and Fees					Total Cost				
	<u>AY06</u>		<u>AY07</u>		<u>%</u>	<u>AY06</u>		<u>AY07</u>		<u>%</u>
	<u>Rank*</u>	<u>Avg</u>	<u>Rank*</u>	<u>Avg</u>		<u>Rank*</u>	<u>Avg</u>	<u>Rank*</u>	<u>Avg</u>	
Idaho	3	\$11,956	3	\$12,838	7.4%	4	\$17,142	3	\$18,161	5.9%
Iowa	8	\$16,251	8	\$17,280	6.3%	8	\$22,555	8	\$23,498	4.2%
Minnesota	7	\$14,213	6	\$14,755	3.8%	7	\$19,886	6	\$20,674	4.0%
Montana	6	\$14,266	7	\$15,013	5.2%	6	\$19,801	7	\$20,761	4.8%
Nebraska	5	\$12,547	5	\$13,316	6.1%	5	\$17,629	5	\$18,708	6.1%
North Dakota	4	\$12,293	4	\$13,271	8.0%	3	\$17,043	4	\$18,275	7.2%
South Dakota**	2	\$10,433	1	\$6,746	-35.3%	1	\$14,506	1	\$11,052	-23.8%
Wyoming	1	\$10,426	2	\$10,679	2.4%	2	\$16,165	2	\$16,989	5.1%
Eight State Average (Weighted)		\$13,510		\$13,863	2.6%		\$18,913		\$19,460	2.9%

* Ranked lowest cost to highest cost

** A new tuition rate in South Dakota allows incoming Undergraduate Non-Resident Students to attend at 150% of the Undergraduate Resident rate.

**Percent Change in Costs by State
Academic Year 2006 to Academic Year 2007**

Graduate Resident

	Tuition and Fees					Total Cost				
	<u>AY06</u>		<u>AY07</u>		<u>%</u>	<u>AY06</u>		<u>AY07</u>		<u>%</u>
	<u>Rank*</u>	<u>Avg</u>	<u>Rank*</u>	<u>Avg</u>		<u>Rank*</u>	<u>Avg</u>	<u>Rank*</u>	<u>Avg</u>	
Idaho	2	\$4,619	2	\$4,880	5.6%	2	\$9,772	2	\$10,069	3.0%
Iowa	7	\$6,420	7	\$6,887	7.3%	7	\$12,711	7	\$13,069	2.8%
Minnesota	8	\$8,537	8	\$9,563	12.0%	8	\$14,111	8	\$15,363	8.9%
Montana	6	\$5,762	6	\$6,175	7.2%	6	\$11,118	6	\$11,786	6.0%
Nebraska	4	\$4,880	4	\$5,180	6.1%	3	\$9,841	3	\$10,385	5.5%
North Dakota	5	\$5,568	5	\$6,094	9.4%	5	\$10,351	5	\$11,192	8.1%
South Dakota	3	\$4,807	3	\$5,096	6.0%	1	\$8,927	1	\$9,444	5.8%
Wyoming	1	\$4,386	1	\$4,511	2.8%	4	\$10,125	4	\$10,821	6.9%
Eight State Average (Weighted)		\$6,267		\$6,804	8.6%		\$11,710		\$12,406	5.9%

Graduate Non-Resident

	Tuition and Fees					Total Cost				
	<u>AY06</u>		<u>AY07</u>		<u>%</u>	<u>AY06</u>		<u>AY07</u>		<u>%</u>
	<u>Rank*</u>	<u>Avg</u>	<u>Rank*</u>	<u>Avg</u>		<u>Rank*</u>	<u>Avg</u>	<u>Rank*</u>	<u>Avg</u>	
Idaho	4	\$12,847	4	\$13,719	6.8%	4	\$18,199	4	\$19,089	4.9%
Iowa	8	\$16,871	8	\$17,752	5.2%	8	\$23,218	8	\$23,982	3.3%
Minnesota	7	\$15,948	7	\$16,725	4.9%	7	\$22,293	7	\$23,246	4.3%
Montana	6	\$15,357	6	\$16,352	6.5%	6	\$20,841	6	\$22,105	6.1%
Nebraska	3	\$12,612	3	\$13,173	4.4%	3	\$17,985	3	\$18,795	4.5%
North Dakota	5	\$13,418	5	\$14,669	9.3%	5	\$18,239	5	\$19,866	8.9%
South Dakota	1	\$10,210	1	\$10,764	5.4%	1	\$14,326	1	\$15,113	5.5%
Wyoming	2	\$11,370	2	\$11,639	2.4%	2	\$17,109	2	\$17,949	4.9%
Eight State Average (Weighted)		\$14,989		\$15,765	5.2%		\$20,870		\$21,747	4.2%

* Ranked lowest cost to highest cost

Section II

Tuition and Fee Cost Comparison

Section II compares only the tuition and mandatory fees paid by full-time students. To assure comparability, a full-time undergraduate student was defined as a student taking 32 credit hours per year using a semester-based system or 48 credit hours using a quarter-based system. A full-time graduate student was defined as a student taking 24 credit hours a year using a semester-based system or 36 credit hours a year using a quarter-based system.

Page 12 provides a complete listing of the public universities and colleges surveyed and the associated tuition and fee costs for undergraduate and graduate residents and non-residents. This table provides a summary of the information used in Section II and is not in ranked order.

Pages 13-14 provide the percent change from the prior year for the tuition and fee costs at all institutions surveyed. These pages will provide a quick comparison of tuition and fee cost increases over the past year.

Pages 15-16 show the weighted averages calculated for each state using the institutional tuition and fee costs given on page 12. This table uses the average cost for each student classification to rank the states from the least expensive to the most expensive. A weighted average cost of all institutions is also provided. Bar graphs showing the average tuition and fee cost by state for each student type are also included.

Pages 17-22 rank tuition and fee costs of the institutions by student type and institutional classification. This comparison provides a ranking from least expensive to most expensive for similarly classified institutions.

Page 23 shows the student costs for tuition and fees to attend professional programs for law and medicine. This table is not in ranked order.

Tuition and Fee Comparison by Institution Academic Year 2006-2007

	Undergraduate		Graduate	
	Resident	Non-Resident	Resident	Non-Resident
IDAHO				
Boise State University	\$4,154	\$11,932	\$4,944	\$12,722
Idaho State University	\$4,190	\$12,460	\$4,930	\$13,200
Lewis-Clark State College	\$3,897	\$10,841		
University of Idaho	\$4,200	\$13,800	\$4,740	\$14,340
IOWA				
Iowa State University	\$5,860	\$16,354	\$6,666	\$17,080
The University of Iowa	\$6,135	\$18,359	\$6,959	\$18,353
University of Northern Iowa	\$6,112	\$14,028	\$6,962	\$15,100
MINNESOTA				
Bemidji State University	\$6,490	\$6,490	\$7,606	\$7,606
Metropolitan State University	\$5,420	\$10,572	\$6,057	\$11,913
Minnesota State University, Mankato	\$5,840	\$11,668	\$7,094	\$11,200
Moorhead State University	\$6,048	\$6,048	\$6,853	\$6,853
Saint Cloud State University	\$6,064	\$12,365	\$6,815	\$10,292
Southwest Minnesota State University	\$6,240	\$6,240	\$7,231	\$7,231
University of Minnesota Duluth	\$9,946	\$21,794	\$11,378	\$18,476
University of Minnesota--Crookston	\$8,983	\$8,983		
University of Minnesota--Morris	\$10,312	\$10,312		
University of Minnesota--Twin Cities	\$9,173	\$20,803	\$10,887	\$17,985
Winona State University	\$7,100	\$9,792	\$7,256	\$10,576
MONTANA				
Montana State University--Billings	\$5,055	\$13,305	\$5,853	\$14,103
Montana State University--Bozeman	\$5,673	\$15,522	\$6,585	\$16,434
Montana State University--Northern	\$4,763	\$14,097	\$6,078	\$15,182
Montana Tech of the University of Montana	\$5,900	\$15,538	\$6,408	\$18,002
The University of Montana	\$5,174	\$14,980	\$5,951	\$16,393
The University of Montana - Western	\$4,174	\$12,446		
NEBRASKA				
Chadron State College	\$4,190	\$7,470	\$3,844	\$6,958
Peru State College	\$4,060	\$7,340	\$3,716	\$6,830
University of Nebraska at Omaha	\$5,430	\$14,526	\$5,046	\$12,162
University of Nebraska--Kearney	\$5,059	\$9,403	\$4,627	\$8,743
University of Nebraska--Lincoln	\$6,191	\$16,271	\$6,089	\$14,687
Wayne State College	\$4,232	\$7,512	\$4,008	\$7,122
NORTH DAKOTA				
Dickinson State University	\$4,471	\$10,560		
Mayville State University	\$5,257	\$11,292		
Minot State University	\$4,492	\$10,818	\$5,715	\$14,086
North Dakota State University	\$5,722	\$13,695	\$6,068	\$14,619
University of North Dakota	\$5,792	\$13,786	\$6,154	\$14,752
Valley City State University	\$5,557	\$12,243		
SOUTH DAKOTA				
Black Hills State University	\$5,334	\$6,605	\$4,986	\$10,618
Dakota State University	\$6,037	\$7,307	\$5,673	\$11,304
Northern State University	\$5,293	\$6,563	\$4,955	\$10,586
South Dakota School of Mines & Technology	\$6,022	\$7,292	\$5,676	\$11,308
South Dakota State University	\$5,389	\$6,659	\$5,027	\$10,658
University of South Dakota	\$5,410	\$6,680	\$5,042	\$10,674
WYOMING				
University of Wyoming	\$3,703	\$10,679	\$4,511	\$11,639

Tuition and Fee Comparison by Institution
Percent Change in Cost
Academic Year 2006-2007

	Undergraduate Resident			Undergraduate Non-Resident		
	FY06	FY07	% Change	FY06	FY07	% Change
IDAHO						
Boise State University	\$3,872	\$4,154	7.3%	\$11,280	\$11,932	5.8%
Idaho State University	\$4,000	\$4,190	4.8%	\$11,700	\$12,460	6.5%
Lewis-Clark State College	\$3,714	\$3,897	4.9%	\$10,266	\$10,841	5.6%
University of Idaho	\$3,968	\$4,200	5.8%	\$12,738	\$13,800	8.3%
IOWA						
Iowa State University	\$5,634	\$5,860	4.0%	\$15,724	\$16,354	4.0%
The University of Iowa	\$5,612	\$6,135	9.3%	\$16,998	\$18,359	8.0%
University of Northern Iowa	\$5,602	\$6,112	9.1%	\$13,214	\$14,028	6.2%
MINNESOTA						
Bemidji State University	\$6,016	\$6,490	7.9%	\$6,016	\$6,490	7.9%
Metropolitan State University	\$4,977	\$5,420	8.9%	\$9,702	\$10,572	9.0%
Minnesota State University, Mankato	\$5,402	\$5,840	8.1%	\$10,750	\$11,668	8.5%
Moorhead State University	\$5,524	\$6,048	9.5%	\$5,524	\$6,048	9.5%
Saint Cloud State University	\$5,650	\$6,064	7.3%	\$11,594	\$12,365	6.7%
Southwest Minnesota State University	\$5,855	\$6,240	6.6%	\$5,855	\$6,240	6.6%
University of Minnesota Duluth	\$9,415	\$9,946	5.6%	\$21,254	\$21,794	2.5%
University of Minnesota--Crookston	\$8,510	\$8,983	5.6%	\$8,510	\$8,983	5.6%
University of Minnesota--Morris	\$11,233	\$10,312	-8.2%	\$11,233	\$10,312	-8.2%
University of Minnesota--Twin Cities	\$8,622	\$9,173	6.4%	\$20,252	\$20,803	2.7%
Winona State University	\$5,673	\$7,100	25.2%	\$9,619	\$9,792	1.8%
MONTANA						
Montana State University--Billings	\$4,854	\$5,055	4.1%	\$13,094	\$13,305	1.6%
Montana State University--Bozeman	\$5,221	\$5,673	8.7%	\$14,945	\$15,522	3.9%
Montana State University--Northern	\$4,468	\$4,763	6.6%	\$14,227	\$14,097	-0.9%
Montana Tech of the University of Montana	\$5,339	\$5,900	10.5%	\$14,800	\$15,538	5.0%
The University of Montana	\$4,886	\$5,174	5.9%	\$13,875	\$14,980	8.0%
The University of Montana - Western	\$3,939	\$4,174	5.9%	\$11,987	\$12,446	3.8%
NEBRASKA						
Chadron State College	\$3,893	\$4,190	7.6%	\$7,021	\$7,470	6.4%
Peru State College	\$3,876	\$4,060	4.7%	\$7,004	\$7,340	4.8%
University of Nebraska at Omaha	\$5,120	\$5,430	6.1%	\$13,704	\$14,526	6.0%
University of Nebraska--Kearney	\$4,769	\$5,059	6.1%	\$8,865	\$9,403	6.1%
University of Nebraska--Lincoln	\$5,846	\$6,191	5.9%	\$15,350	\$16,271	6.0%
Wayne State College	\$4,010	\$4,232	5.5%	\$7,138	\$7,512	5.2%
NORTH DAKOTA						
Dickinson State University	\$4,154	\$4,471	7.6%	\$9,713	\$10,560	8.7%
Mayville State University	\$4,943	\$5,257	6.4%	\$10,455	\$11,292	8.0%
Minot State University	\$4,092	\$4,492	9.8%	\$9,870	\$10,818	9.6%
North Dakota State University	\$5,264	\$5,722	8.7%	\$12,545	\$13,695	9.2%
University of North Dakota	\$5,282	\$5,792	9.7%	\$12,614	\$13,786	9.3%
Valley City State University	\$5,160	\$5,557	7.7%	\$11,266	\$12,243	8.7%
SOUTH DAKOTA**						
Black Hills State University	\$5,070	\$5,334	5.2%	\$10,390	\$6,605	-36.4%
Dakota State University*	\$5,716	\$6,037	5.6%	\$11,036	\$7,307	-33.8%
Northern State University	\$5,013	\$5,293	5.6%	\$10,333	\$6,563	-36.5%
South Dakota School of Mines & Technology*	\$5,074	\$6,022	18.7%	\$10,394	\$7,292	-29.8%
South Dakota State University	\$5,046	\$5,389	6.8%	\$10,366	\$6,659	-35.8%
University of South Dakota	\$5,150	\$5,410	5.0%	\$10,470	\$6,680	-36.2%
WYOMING						
University of Wyoming	\$3,610	\$3,703	2.6%	\$10,426	\$10,679	2.4%

* South Dakota School of Mines & Technology has implemented mandatory laptop programs required of all students effective AY2006-2007.

** A new tuition rate in South Dakota allows Undergraduate Non-Resident Students to attend at 150% of the Undergraduate Resident rate

Tuition and Fee Comparison by Institution
Percent Change in Cost
Academic Year 2006-2007

	Graduate Resident			Graduate Non-Resident		
	FY06	FY07	% Change	FY06	FY07	% Change
IDAHO						
Boise State University	\$4,624	\$4,944	6.9%	\$12,032	\$12,722	5.7%
Idaho State University	\$4,740	\$4,930	4.0%	\$12,440	\$13,200	6.1%
Lewis-Clark State College						
University of Idaho	\$4,508	\$4,740	5.1%	\$13,278	\$14,340	8.0%
IOWA						
Iowa State University	\$6,410	\$6,666	4.0%	\$16,422	\$17,080	4.0%
The University of Iowa	\$6,424	\$6,959	8.3%	\$17,328	\$18,353	5.9%
University of Northern Iowa	\$6,420	\$6,962	8.4%	\$14,244	\$15,100	6.0%
MINNESOTA						
Bemidji State University	\$7,058	\$7,606	7.8%	\$7,058	\$7,606	7.8%
Metropolitan State University	\$5,536	\$6,057	9.4%	\$10,170	\$11,913	17.1%
Minnesota State University, Mankato	\$6,552	\$7,094	8.3%	\$10,320	\$11,200	8.5%
Moorhead State University	\$6,259	\$6,853	9.5%	\$6,259	\$6,853	9.5%
Saint Cloud State University	\$6,378	\$6,815	6.9%	\$9,658	\$10,292	6.6%
Southwest Minnesota State University	\$6,772	\$7,231	6.8%	\$6,772	\$7,231	6.8%
University of Minnesota Duluth	\$10,442	\$11,378	9.0%	\$17,542	\$18,476	5.3%
University of Minnesota--Crookston						
University of Minnesota--Morris						
University of Minnesota--Twin Cities	\$9,655	\$10,887	12.8%	\$17,330	\$17,985	3.8%
Winona State University	\$6,673	\$7,256	8.7%	\$9,711	\$10,576	8.9%
MONTANA						
Montana State University--Billings	\$5,606	\$5,853	4.4%	\$13,846	\$14,103	1.9%
Montana State University--Bozeman	\$6,041	\$6,585	9.0%	\$15,766	\$16,434	4.2%
Montana State University--Northern	\$5,650	\$6,078	7.6%	\$14,485	\$15,182	4.8%
Montana Tech of the University of Montana	\$5,794	\$6,408	10.6%	\$17,153	\$18,002	4.9%
The University of Montana - Western						
The University of Montana	\$5,607	\$5,951	6.1%	\$15,174	\$16,393	8.0%
NEBRASKA						
Chadron State College	\$3,590	\$3,844	7.1%	\$6,560	\$6,958	6.1%
Peru State College	\$3,548	\$3,716	4.7%	\$6,518	\$6,830	4.8%
University of Nebraska--Kearney	\$4,363	\$4,627	6.1%	\$8,245	\$8,743	6.0%
University of Nebraska--Lincoln	\$5,747	\$6,089	6.0%	\$13,859	\$14,687	6.0%
University of Nebraska at Omaha	\$4,754	\$5,046	6.1%	\$11,468	\$12,162	6.1%
Wayne State College	\$3,804	\$4,008	5.4%	\$6,774	\$7,122	5.1%
NORTH DAKOTA						
Dickinson State University						
Mayville State University						
Minot State University	\$5,210	\$5,715	9.7%	\$12,855	\$14,086	9.6%
North Dakota State University	\$5,580	\$6,068	8.8%	\$13,389	\$14,619	9.2%
University of North Dakota	\$5,614	\$6,154	9.6%	\$13,502	\$14,752	9.3%
Valley City State University						
SOUTH DAKOTA						
Black Hills State University	\$4,750	\$4,986	5.0%	\$10,165	\$10,618	4.5%
Dakota State University*	\$5,374	\$5,673	5.6%	\$10,790	\$11,304	4.8%
Northern State University	\$4,706	\$4,955	5.3%	\$10,122	\$10,586	4.6%
South Dakota School of Mines & Technology*	\$4,752	\$5,676	19.5%	\$10,168	\$11,308	11.2%
South Dakota State University	\$4,732	\$5,027	6.2%	\$10,147	\$10,658	5.0%
University of South Dakota	\$4,810	\$5,042	4.8%	\$10,225	\$10,674	4.4%
WYOMING						
University of Wyoming	\$4,386	\$4,511	2.8%	\$11,370	\$11,639	2.4%

* South Dakota School of Mines & Technology has implemented mandatory laptop programs required of all students effective AY2006-2007.

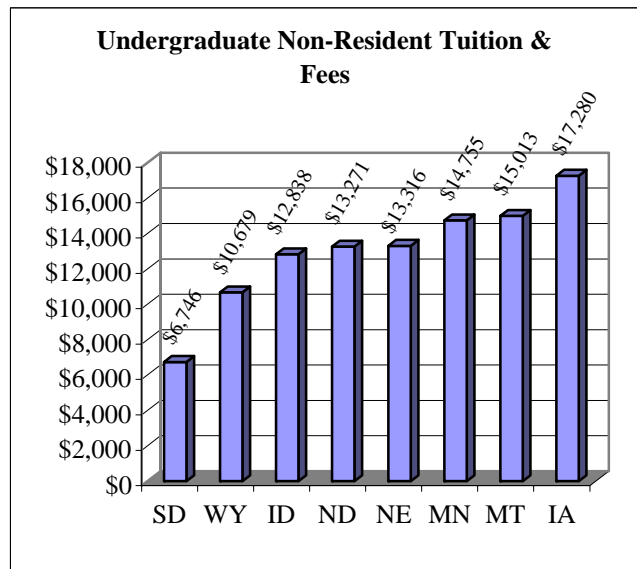
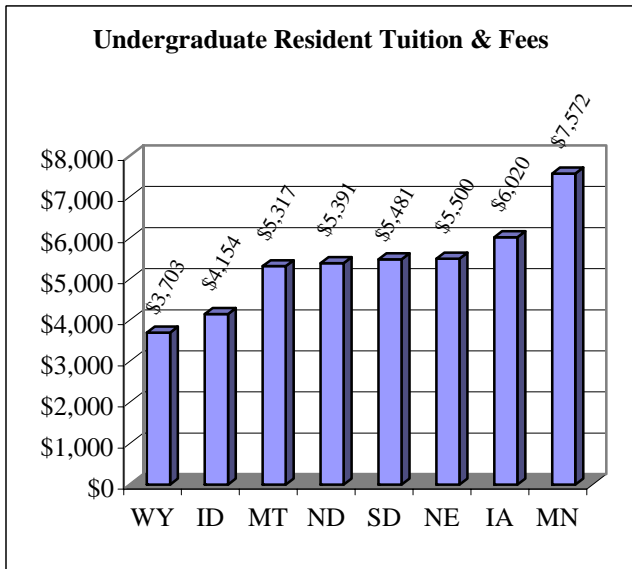
**Tuition and Fee Comparison by State
Ranked Lowest Cost to Highest
Weighted Average Cost of Public Institutions
Academic Year 2006 - 2007**

Undergraduate Resident

Wyoming	\$3,703
Idaho	\$4,154
Montana	\$5,317
North Dakota	\$5,391
South Dakota	\$5,481
Nebraska	\$5,500
Iowa	\$6,020
Minnesota	\$7,572
Weighted Average Cost	\$5,986

Undergraduate Non-Resident

South Dakota*	\$6,746
Wyoming	\$10,679
Idaho	\$12,838
North Dakota	\$13,271
Nebraska	\$13,316
Minnesota	\$14,755
Montana	\$15,013
Iowa	\$17,280
Weighted Average Cost	\$13,863

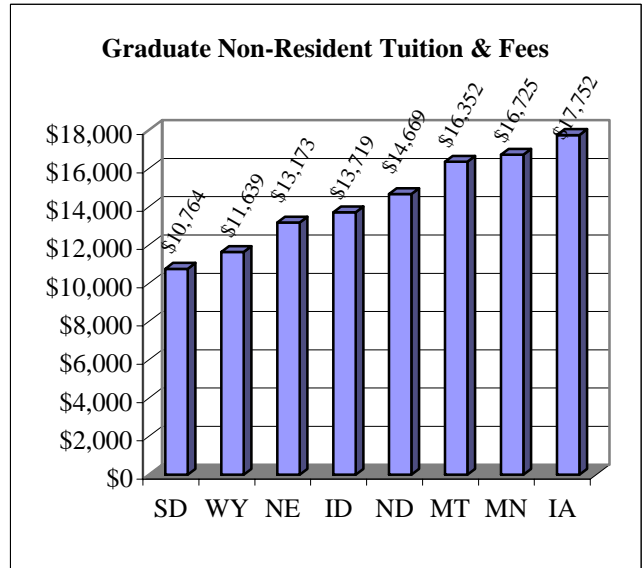
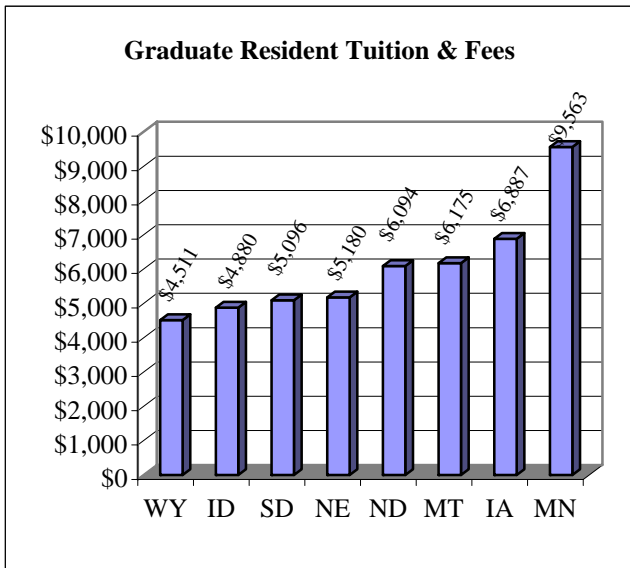


* A new tuition rate in South Dakota allows incoming Undergraduate Non-Resident Students to attend at 150% of the Undergraduate Resident rate.

Tuition and Fee Comparison by State
Ranked Lowest Cost to Highest
Weighted Average Cost of Public Institutions
Academic Year 2006 - 2007

Graduate Resident	
Wyoming	\$4,511
Idaho	\$4,880
South Dakota	\$5,096
Nebraska	\$5,180
North Dakota	\$6,094
Montana	\$6,175
Iowa	\$6,887
Minnesota	\$9,563
Weighted Average Cost	\$6,804

Graduate Non-Resident	
South Dakota	\$10,764
Wyoming	\$11,639
Nebraska	\$13,173
Idaho	\$13,719
North Dakota	\$14,669
Montana	\$16,352
Minnesota	\$16,725
Iowa	\$17,752
Weighted Average Cost	\$15,765



Tuition and Fee Comparison and Rank Baccalaureate Institutions Academic Year 2006-2007

State	Undergraduate Resident	Cost
Idaho	Lewis-Clark State College	\$3,897
Nebraska	Peru State College	\$4,060
Montana	The University of Montana - Western	\$4,174
Nebraska	Chadron State College	\$4,190
North Dakota	Dickinson State University	\$4,471
Montana	Montana State University--Northern	\$4,763
North Dakota	Mayville State University	\$5,257
South Dakota	Northern State University	\$5,293
South Dakota	Black Hills State University	\$5,334
North Dakota	Valley City State University	\$5,557
South Dakota	Dakota State University	\$6,037
Minnesota	University of Minnesota--Crookston	\$8,983
Minnesota	University of Minnesota--Morris	\$10,312
Average Weighted Tuition and Fees of Undergraduate Resident		\$5,522

State	Undergraduate Non-Resident	Cost
South Dakota*	Northern State University	\$6,563
South Dakota*	Black Hills State University	\$6,605
South Dakota*	Dakota State University	\$7,307
Nebraska	Peru State College	\$7,340
Nebraska	Chadron State College	\$7,470
Minnesota	University of Minnesota--Crookston	\$8,983
Minnesota	University of Minnesota--Morris	\$10,312
North Dakota	Dickinson State University	\$10,560
Idaho	Lewis-Clark State College	\$10,841
North Dakota	Mayville State University	\$11,292
North Dakota	Valley City State University	\$12,243
Montana	The University of Montana - Western	\$12,446
Montana	Montana State University--Northern	\$14,097
Average Weighted Tuition and Fees of Undergraduate Non-Resident		\$9,141

*A new tuition rate in South Dakota allows incoming Undergraduate Non-Resident Students to attend at 150% of the Undergraduate Resident rate.

**Tuition and Fee Comparison and Rank
Baccalaureate Institutions
Academic Year 2006-2007**

<u>State</u>	<u>Graduate Resident</u>	<u>Cost</u>
Nebraska	Peru State College	\$3,716
Nebraska	Chadron State College	\$3,844
South Dakota	Northern State University	\$4,955
South Dakota	Black Hills State University	\$4,986
South Dakota	Dakota State University	\$5,673
Montana	Montana State University--Northern	\$6,078
Average Weighted Tuition and Fees of Graduate Resident		\$4,558

<u>State</u>	<u>Graduate Non-Resident</u>	<u>Cost</u>
Nebraska	Peru State College	\$6,830
Nebraska	Chadron State College	\$6,958
South Dakota	Northern State University	\$10,586
South Dakota	Black Hills State University	\$10,618
South Dakota	Dakota State University	\$11,304
Montana	Montana State University--Northern	\$15,182
Average Weighted Tuition and Fees of Graduate Non-Resident		\$8,640

Tuition and Fee Comparison and Rank Masters Institutions Academic Year 2006-2007

State	Undergraduate Resident	Cost
Idaho	Boise State University	\$4,154
Nebraska	Wayne State College	\$4,232
North Dakota	Minot State University	\$4,492
Montana	Montana State University--Billings	\$5,055
Nebraska	University of Nebraska--Kearney	\$5,059
Minnesota	Metropolitan State University	\$5,420
Nebraska	University of Nebraska at Omaha	\$5,430
Minnesota	Minnesota State University, Mankato	\$5,840
Montana	Montana Tech of the University of Montana	\$5,900
South Dakota	South Dakota School of Mines & Technology	\$6,022
Minnesota	Moorhead State University	\$6,048
Minnesota	Saint Cloud State University	\$6,064
Iowa	University of Northern Iowa	\$6,112
Minnesota	Southwest Minnesota State University	\$6,240
Minnesota	Bemidji State University	\$6,490
Minnesota	Winona State University	\$7,100
Minnesota	University of Minnesota Duluth	\$9,946
Average Weighted Tuition and Fees of Undergraduate Resident		\$5,866

State	Undergraduate Non-Resident	Cost
Minnesota	Moorhead State University	\$6,048
Minnesota	Southwest Minnesota State University	\$6,240
Minnesota	Bemidji State University	\$6,490
South Dakota*	South Dakota School of Mines & Technology	\$7,292
Nebraska	Wayne State College	\$7,512
Nebraska	University of Nebraska--Kearney	\$9,403
Minnesota	Winona State University	\$9,792
Minnesota	Metropolitan State University	\$10,572
North Dakota	Minot State University	\$10,818
Minnesota	Minnesota State University, Mankato	\$11,668
Idaho	Boise State University	\$11,932
Minnesota	Saint Cloud State University	\$12,365
Montana	Montana State University--Billings	\$13,305
Iowa	University of Northern Iowa	\$14,028
Nebraska	University of Nebraska at Omaha	\$14,526
Montana	Montana Tech of the University of Montana	\$15,538
Minnesota	University of Minnesota Duluth	\$21,794
Average Weighted Tuition and Fees of Undergraduate Non-Resident		\$10,708

*A new tuition rate in South Dakota allows incoming Undergraduate Non-Resident Students to attend at 150% of the Undergraduate Resident rate.

**Tuition and Fee Comparison and Rank
Masters Institutions
Academic Year 2006-2007**

State	Graduate Resident	Cost
Nebraska	Wayne State College	\$4,008
Nebraska	University of Nebraska--Kearney	\$4,627
Idaho	Boise State University	\$4,944
Nebraska	University of Nebraska at Omaha	\$5,046
South Dakota	South Dakota School of Mines & Technology	\$5,676
North Dakota	Minot State University	\$5,715
Montana	Montana State University--Billings	\$5,853
Minnesota	Metropolitan State University	\$6,057
Montana	Montana Tech of the University of Montana	\$6,408
Minnesota	Saint Cloud State University	\$6,815
Minnesota	Moorhead State University	\$6,853
Iowa	University of Northern Iowa	\$6,962
Minnesota	Minnesota State University, Mankato	\$7,094
Minnesota	Southwest Minnesota State University	\$7,231
Minnesota	Winona State University	\$7,256
Minnesota	Bemidji State University	\$7,606
Minnesota	University of Minnesota Duluth	\$11,378
Average Weighted Tuition and Fees of Graduate Resident		\$6,197

State	Graduate Non-Resident	Cost
Minnesota	Moorhead State University	\$6,853
Nebraska	Wayne State College	\$7,122
Minnesota	Southwest Minnesota State University	\$7,231
Minnesota	Bemidji State University	\$7,606
Nebraska	University of Nebraska--Kearney	\$8,743
Minnesota	Saint Cloud State University	\$10,292
Minnesota	Winona State University	\$10,576
Minnesota	Minnesota State University, Mankato	\$11,200
South Dakota	South Dakota School of Mines & Technology	\$11,308
Minnesota	Metropolitan State University	\$11,913
Nebraska	University of Nebraska at Omaha	\$12,162
Idaho	Boise State University	\$12,722
North Dakota	Minot State University	\$14,086
Montana	Montana State University--Billings	\$14,103
Iowa	University of Northern Iowa	\$15,100
Montana	Montana Tech of the University of Montana	\$18,002
Minnesota	University of Minnesota Duluth	\$18,476
Average Weighted Tuition and Fees of Graduate Non-Resident		\$11,629

**Tuition and Fee Comparison and Rank
 Doctoral Institutions
 Academic Year 2006-2007**

State	Undergraduate Resident	Cost
Wyoming	University of Wyoming	\$3,703
Idaho	Idaho State University	\$4,190
Idaho	University of Idaho	\$4,200
Montana	The University of Montana	\$5,174
South Dakota	South Dakota State University	\$5,389
South Dakota	University of South Dakota	\$5,410
Montana	Montana State University--Bozeman	\$5,673
North Dakota	North Dakota State University	\$5,722
North Dakota	University of North Dakota	\$5,792
Iowa	Iowa State University	\$5,860
Iowa	The University of Iowa	\$6,135
Nebraska	University of Nebraska--Lincoln	\$6,191
Minnesota	University of Minnesota--Twin Cities	\$9,173
Average Weighted Tuition and Fees of Undergraduate Resident		\$6,150

State	Undergraduate Non-Resident	Cost
South Dakota*	South Dakota State University	\$6,659
South Dakota*	University of South Dakota	\$6,680
Wyoming	University of Wyoming	\$10,679
Idaho	Idaho State University	\$12,460
North Dakota	North Dakota State University	\$13,695
North Dakota	University of North Dakota	\$13,786
Idaho	University of Idaho	\$13,800
Montana	The University of Montana	\$14,980
Montana	Montana State University--Bozeman	\$15,522
Nebraska	University of Nebraska--Lincoln	\$16,271
Iowa	Iowa State University	\$16,354
Iowa	The University of Iowa	\$18,359
Minnesota	University of Minnesota--Twin Cities	\$20,803
Average Weighted Tuition and Fees of Undergraduate Non-Resident		\$15,526

*A new tuition rate in South Dakota allows incoming Undergraduate Non-Resident Students to attend at 150% of the Undergraduate Resident rate.

**Tuition and Fee Comparison and Rank
 Doctoral Institutions
 Academic Year 2006-2007**

State	Graduate Resident	Cost
Wyoming	University of Wyoming	\$4,511
Idaho	University of Idaho	\$4,740
Idaho	Idaho State University	\$4,930
South Dakota	South Dakota State University	\$5,027
South Dakota	University of South Dakota	\$5,042
Montana	The University of Montana	\$5,951
North Dakota	North Dakota State University	\$6,068
Nebraska	University of Nebraska--Lincoln	\$6,089
North Dakota	University of North Dakota	\$6,154
Montana	Montana State University--Bozeman	\$6,585
Iowa	Iowa State University	\$6,666
Iowa	The University of Iowa	\$6,959
Minnesota	University of Minnesota--Twin Cities	\$10,887
Average Weighted Tuition and Fees of Graduate Resident		\$7,142

State	Graduate Non-Resident	Cost
South Dakota	South Dakota State University	\$10,658
South Dakota	University of South Dakota	\$10,674
Wyoming	University of Wyoming	\$11,639
Idaho	Idaho State University	\$13,200
Idaho	University of Idaho	\$14,340
North Dakota	North Dakota State University	\$14,619
Nebraska	University of Nebraska--Lincoln	\$14,687
North Dakota	University of North Dakota	\$14,752
Montana	The University of Montana	\$16,393
Montana	Montana State University--Bozeman	\$16,434
Iowa	Iowa State University	\$17,080
Minnesota	University of Minnesota--Twin Cities	\$17,985
Iowa	The University of Iowa	\$18,353
Average Weighted Tuition and Fees of Graduate Non-Resident		\$16,482

**Tuition and Fee Comparison
Institutions with Law and Medical Programs
Academic Year 2006-2007**

	LAW		MEDICINE	
	<u>Resident</u>	<u>Non-Resident</u>	<u>Resident</u>	<u>Non-Resident</u>
University of Idaho	\$9,540	\$19,140		
The University of Iowa	\$14,542	\$29,986	\$20,819	\$40,889
University of Minnesota--Duluth			\$30,102	\$37,203
	\$21,965	\$31,465	\$21,952	\$25,136
The University of Montana	\$9,108	\$19,544		
University of Nebraska--Lincoln	\$9,045	\$21,037		
University of North Dakota	\$7,786	\$15,752	\$21,428	\$38,806
University of South Dakota	\$8,326	\$16,609	\$17,528	\$36,733
University of Wyoming	\$7,535	\$16,055	\$10,500	

Section III

Total Cost Comparison

Section III compares the total costs paid by full-time students. To assure comparability, a full-time undergraduate student was defined as a student taking 32 credit hours a year using a semester-based system or 48 credit hours using a quarter based system. A full-time graduate student was defined as a student taking 24 hours a year using a semester-based system or 36 hours a year using a quarter-based system. "Total Cost" includes tuition and fees and room and board costs. The room rates were based on a double occupancy room, which is the most common. The board rates were based on the meal plan that provided 15 meals per week or the next closest plan.

Page 25 provides a complete listing of the public universities and colleges surveyed and the associated cost for tuition and fees and room and board for undergraduate and graduate resident and non-resident students. This table provides a summary of the information used in Section III and is not in ranked order.

Pages 26-27 provide the percent change from the prior year for the tuition and fees and room and board costs at all institutions surveyed. These pages will provide a quick comparison of total cost increases or decreases over the past year.

Pages 28-29 show the weighted averages calculated for each state using the institutional costs given on page 25. This table uses the average cost for each student type to rank the states from the least expensive to the most expensive. A weighted average cost of all institutions is also provided. Bar graphs showing the weighted average total cost of the institutions by student type are included.

Pages 30-35 rank the total cost of the institutions by student type and institutional classification. This comparison provides a ranking with similarly classified institutions.

**Total Cost Comparison by Institution
Academic Year 2006-2007**

	Average # of meals*	Undergraduate		Graduate	
		Resident	Non-Resident	Resident	Non-Resident
IDAHO					
Boise State University	15	\$9,173	\$16,951	\$9,963	\$17,741
Idaho State University	16	\$9,140	\$17,410	\$9,880	\$18,150
Lewis-Clark State College	15	\$8,607	\$15,551		
University of Idaho		\$9,896	\$19,496	\$10,436	\$20,036
IOWA					
Iowa State University	14	\$12,080	\$22,574	\$12,886	\$23,300
The University of Iowa	14	\$12,409	\$24,633	\$13,233	\$24,627
University of Northern Iowa	19	\$11,852	\$19,768	\$12,702	\$20,840
MINNESOTA					
Bemidji State University	13	\$12,118	\$12,118	\$13,234	\$13,234
Metropolitan State University**					
Minnesota State University, Mankato	14	\$10,930	\$16,758	\$12,184	\$16,290
Moorhead State University	14	\$11,266	\$11,266	\$12,071	\$12,071
Saint Cloud State University	14	\$11,180	\$17,481	\$11,931	\$15,408
Southwest Minnesota State University	15	\$11,600	\$11,600	\$12,591	\$12,591
University of Minnesota Duluth		\$15,668	\$27,516	\$17,100	\$24,198
University of Minnesota--Crookston	15	\$14,471	\$14,471		
University of Minnesota--Morris	19	\$16,462	\$16,462		
University of Minnesota--Twin Cities	14	\$15,997	\$27,627	\$17,711	\$24,809
Winona State University	14	\$12,790	\$15,482	\$12,946	\$16,266
MONTANA					
Montana State University--Billings		\$9,345	\$17,595	\$10,143	\$18,393
Montana State University--Bozeman		\$12,123	\$21,972	\$13,035	\$22,884
Montana State University--Northern	25	\$9,905	\$19,239	\$11,220	\$20,324
Montana Tech of the University of Montana	15	\$11,450	\$21,088	\$11,958	\$23,552
The University of Montana	15	\$10,614	\$20,420	\$11,391	\$21,833
The University of Montana - Western	unlimited	\$9,094	\$17,366		
NEBRASKA					
Chadron State College	14	\$8,240	\$11,520	\$7,894	\$11,008
Peru State College	23	\$8,484	\$11,764	\$8,140	\$11,254
University of Nebraska at Omaha***	5				
University of Nebraska--Kearney	15	\$10,703	\$15,047	\$10,271	\$14,387
University of Nebraska--Lincoln	15	\$12,289	\$22,369	\$12,187	\$20,785
Wayne State College	15	\$8,632	\$11,912	\$8,408	\$11,522
NORTH DAKOTA					
Dickinson State University	15	\$8,153	\$14,242		
Mayville State University	14	\$9,141	\$15,176		
Minot State University	15	\$8,576	\$14,902	\$9,799	\$18,170
North Dakota State University	20	\$11,199	\$19,172	\$11,545	\$20,096
University of North Dakota	14	\$10,815	\$18,809	\$11,177	\$19,775
Valley City State University	Declining Cash	\$9,273	\$15,959		
SOUTH DAKOTA					
Black Hills State University	15	\$9,635	\$10,905	\$9,286	\$14,918
Dakota State University	15	\$9,900	\$11,170	\$9,536	\$15,168
Northern State University	15	\$9,317	\$10,587	\$8,979	\$14,610
South Dakota School of Mines & Technology	15	\$10,135	\$11,405	\$9,790	\$15,421
South Dakota State University	15	\$9,756	\$11,026	\$9,394	\$15,025
University of South Dakota	15	\$9,878	\$11,148	\$9,510	\$15,142
WYOMING					
University of Wyoming	15	\$10,013	\$16,989	\$10,821	\$17,949

*The average number of meals provided per week for the meal plan reflected in the total cost

**Metropolitan State University does not have residence halls

***University of Nebraska at Omaha does not have a comparable meal plan

Total Cost Comparison by Institution
Percent Change in Cost
Academic Year 2006-2007

	Undergraduate Resident			Undergraduate Non-Resident		
	AY06	AY07	% Change	AY06	AY07	% Change
IDAHO						
Boise State University	\$8,551	\$9,173	7.3%	\$15,959	\$16,951	6.2%
Idaho State University	\$9,030	\$9,140	1.2%	\$16,730	\$17,410	4.1%
Lewis-Clark State College	\$7,914	\$8,607	8.8%	\$14,466	\$15,551	7.5%
University of Idaho	\$9,672	\$9,896	2.3%	\$18,442	\$19,496	5.7%
IOWA						
Iowa State University	\$11,722	\$12,080	3.1%	\$21,812	\$22,574	3.5%
The University of Iowa	\$12,172	\$12,409	1.9%	\$23,558	\$24,633	4.6%
University of Northern Iowa	\$11,121	\$11,852	6.6%	\$18,733	\$19,768	5.5%
MINNESOTA						
Bemidji State University	\$11,182	\$12,118	8.4%	\$11,182	\$12,118	8.4%
Metropolitan State University						
Minnesota State University, Mankato	\$10,272	\$10,930	6.4%	\$15,620	\$16,758	7.3%
Minnesota State University--Moorhead	\$10,328	\$11,266	9.1%	\$10,328	\$11,266	9.1%
Southwest Minnesota State University	\$10,975	\$11,600	5.7%	\$10,975	\$11,600	5.7%
Saint Cloud State University	\$10,248	\$11,180	9.1%	\$16,192	\$17,481	8.0%
University of Minnesota Duluth	\$14,961	\$15,668	4.7%	\$26,800	\$27,516	2.7%
University of Minnesota--Crookston	\$13,575	\$14,471	6.6%	\$13,575	\$14,471	6.6%
University of Minnesota--Morris	\$16,983	\$16,462	-3.1%	\$16,983	\$16,462	-3.1%
University of Minnesota--Twin Cities	\$15,344	\$15,997	4.3%	\$26,974	\$27,627	2.4%
Winona State University	\$11,143	\$12,790	14.8%	\$15,089	\$15,482	2.6%
MONTANA						
Montana State University--Billings	\$8,974	\$9,345	4.1%	\$17,214	\$17,595	2.2%
Montana State University--Bozeman	\$11,371	\$12,123	6.6%	\$21,095	\$21,972	4.2%
Montana State University--Northern	\$9,366	\$9,905	5.8%	\$19,125	\$19,239	0.6%
Montana Tech of the University of Montana	\$10,651	\$11,450	7.5%	\$20,112	\$21,088	4.9%
The University of Montana - Western	\$8,679	\$9,094	4.8%	\$16,727	\$17,366	3.8%
The University of Montana	\$10,102	\$10,614	5.1%	\$19,091	\$20,420	7.0%
NEBRASKA						
Chadron State College	\$7,767	\$8,240	6.1%	\$10,895	\$11,520	5.7%
Peru State College	\$8,172	\$8,484	3.8%	\$11,300	\$11,764	4.1%
University of Nebraska--Kearney	\$10,055	\$10,703	6.4%	\$14,151	\$15,047	6.3%
University of Nebraska--Lincoln	\$11,622	\$12,289	5.7%	\$21,126	\$22,369	5.9%
University of Nebraska at Omaha*						
Wayne State College	\$8,240	\$8,632	4.8%	\$11,368	\$11,912	4.8%
NORTH DAKOTA						
Dickinson State University	\$7,662	\$8,153	6.4%	\$13,221	\$14,242	7.7%
Mayville State University	\$8,667	\$9,141	5.5%	\$14,179	\$15,176	7.0%
Minot State University	\$7,654	\$8,576	12.0%	\$13,432	\$14,902	10.9%
North Dakota State University	\$10,394	\$11,199	7.7%	\$17,675	\$19,172	8.5%
University of North Dakota	\$10,009	\$10,815	8.1%	\$17,341	\$18,809	8.5%
Valley City State University	\$8,705	\$9,273	6.5%	\$14,811	\$15,959	7.8%
SOUTH DAKOTA**						
Black Hills State University	\$9,031	\$9,635	6.7%	\$14,351	\$10,905	-24.0%
Dakota State University	\$9,381	\$9,900	5.5%	\$14,701	\$11,170	-24.0%
Northern State University	\$8,834	\$9,317	5.5%	\$14,154	\$10,587	-25.2%
South Dakota School of Mines & Technology	\$8,977	\$10,135	12.9%	\$14,297	\$11,405	-20.2%
South Dakota State University	\$9,187	\$9,756	6.2%	\$14,507	\$11,026	-24.0%
University of South Dakota	\$9,390	\$9,878	5.2%	\$14,710	\$11,148	-24.2%
WYOMING						
University of Wyoming	\$9,349	\$10,013	7.1%	\$16,165	\$16,989	5.1%

*University of Nebraska at Omaha does not have a comparable meal plan
** A new tuition rate in South Dakota allows incoming Undergraduate Non-Resident Students to attend at 150% of the Undergraduate Resident rate.

Total Cost Comparison by Institution
Percent Change in Cost
Academic Year 2006-2007

	Graduate Resident			Graduate Non-Resident		
	AY06	AY07	% Change	AY06	AY07	% Change
IDAHO						
Boise State University	\$9,303	\$9,963	7.1%	\$16,711	\$17,741	6.2%
Idaho State University	\$9,770	\$9,880	1.1%	\$17,470	\$18,150	3.9%
Lewis-Clark State College						
University of Idaho	\$10,212	\$10,436	2.2%	\$18,982	\$20,036	5.6%
IOWA						
Iowa State University	\$12,498	\$12,886	3.1%	\$22,510	\$23,300	3.5%
The University of Iowa	\$12,984	\$13,233	1.9%	\$23,888	\$24,627	3.1%
University of Northern Iowa	\$11,939	\$12,702	6.4%	\$19,763	\$20,840	5.4%
MINNESOTA						
Bemidji State University	\$12,224	\$13,234	8.3%	\$12,224	\$13,234	8.3%
Metropolitan State University						
Minnesota State University, Mankato	\$11,422	\$12,184	6.7%	\$15,190	\$16,290	7.2%
Minnesota State University--Moorhead	\$11,063	\$12,071	9.1%	\$11,063	\$12,071	9.1%
Southwest Minnesota State University	\$11,892	\$12,591	5.9%	\$11,892	\$12,591	5.9%
Saint Cloud State University	\$10,976	\$11,931	8.7%	\$14,256	\$15,408	8.1%
University of Minnesota Duluth	\$15,988	\$17,100	7.0%	\$23,088	\$24,198	4.8%
University of Minnesota--Crookston						
University of Minnesota--Morris						
University of Minnesota--Twin Cities	\$16,377	\$17,711	8.1%	\$24,052	\$24,809	3.1%
Winona State University	\$12,143	\$12,946	6.6%	\$15,181	\$16,266	7.1%
MONTANA						
Montana State University--Billings	\$9,726	\$10,143	4.3%	\$17,966	\$18,393	2.4%
Montana State University--Bozeman	\$12,191	\$13,035	6.9%	\$21,916	\$22,884	4.4%
Montana State University--Northern	\$10,548	\$11,220	6.4%	\$19,383	\$20,324	4.9%
Montana Tech of the University of Montana	\$11,106	\$11,958	7.7%	\$22,465	\$23,552	4.8%
The University of Montana - Western						
The University of Montana	\$10,823	\$11,391	5.2%	\$20,390	\$21,833	7.1%
NEBRASKA						
Chadron State College	\$7,464	\$7,894	5.8%	\$10,434	\$11,008	5.5%
Peru State College	\$7,844	\$8,140	3.8%	\$10,814	\$11,254	4.1%
University of Nebraska--Kearney	\$9,649	\$10,271	6.4%	\$13,531	\$14,387	6.3%
University of Nebraska--Lincoln	\$11,523	\$12,187	5.8%	\$19,635	\$20,785	5.9%
University of Nebraska at Omaha*						
Wayne State College	\$8,034	\$8,408	4.7%	\$11,004	\$11,522	4.7%
NORTH DAKOTA						
Dickinson State University						
Mayville State University						
Minot State University	\$8,772	\$9,799	11.7%	\$16,417	\$18,170	10.7%
North Dakota State University	\$10,710	\$11,545	7.8%	\$18,519	\$20,096	8.5%
University of North Dakota	\$10,341	\$11,177	8.1%	\$18,229	\$19,775	8.5%
Valley City State University						
SOUTH DAKOTA						
Black Hills State University	\$8,710	\$9,286	6.6%	\$14,125	\$14,918	5.6%
Dakota State University	\$9,040	\$9,536	5.5%	\$14,455	\$15,168	4.9%
Northern State University	\$8,528	\$8,979	5.3%	\$13,943	\$14,610	4.8%
South Dakota School of Mines & Technology	\$8,656	\$9,790	13.1%	\$14,071	\$15,421	9.6%
South Dakota State University	\$8,873	\$9,394	5.9%	\$14,288	\$15,025	5.2%
University of South Dakota	\$9,050	\$9,510	5.1%	\$14,465	\$15,142	4.7%
WYOMING						
University of Wyoming	\$10,125	\$10,821	6.9%	\$17,109	\$17,949	4.9%

*University of Nebraska at Omaha does not have a comparable meal plan

**Total Cost Comparison by State
Ranked Lowest Cost to Highest
Weighted Average Cost of Public Institutions
Academic Year 2006-2007**

Undergraduate Resident

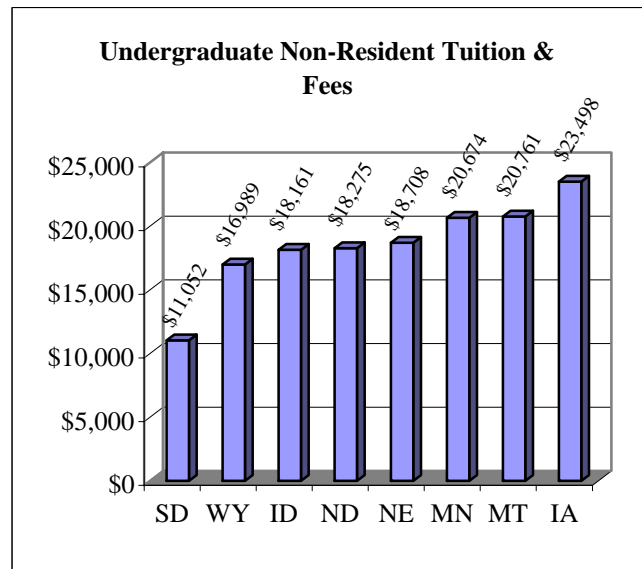
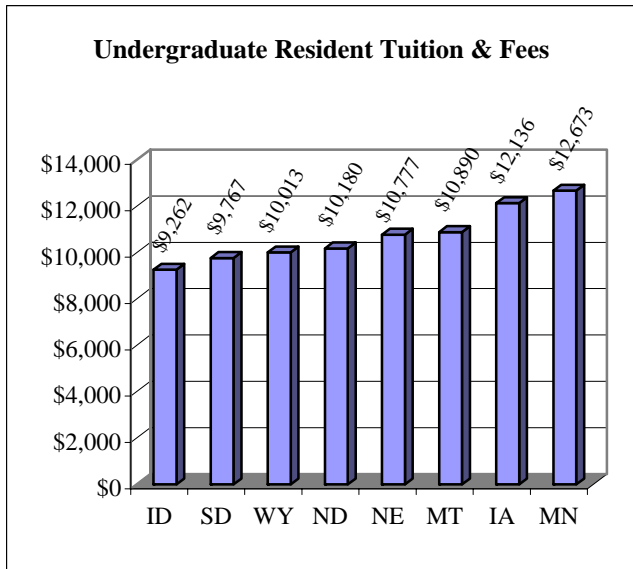
Idaho	\$9,262
South Dakota	\$9,767
Wyoming	\$10,013
North Dakota	\$10,180
Nebraska	\$10,777
Montana	\$10,890
Iowa	\$12,136
Minnesota	\$12,673

Weighted Average Cost **\$11,258**

Undergraduate Non-Resident

South Dakota*	\$11,052
Wyoming	\$16,989
Idaho	\$18,161
North Dakota	\$18,275
Nebraska	\$18,708
Minnesota	\$20,674
Montana	\$20,761
Iowa	\$23,498

Weighted Average Cost **\$19,460**



* A new tuition rate in South Dakota allows incoming Undergraduate Non-Resident Students to attend at 150% of the Undergraduate Resident rate.

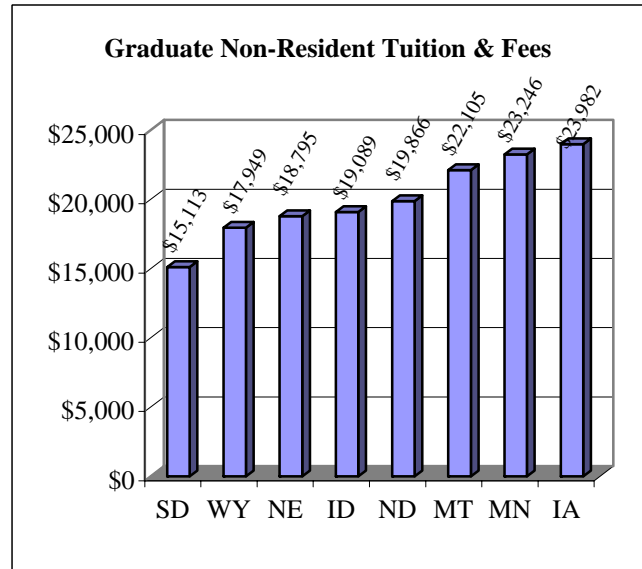
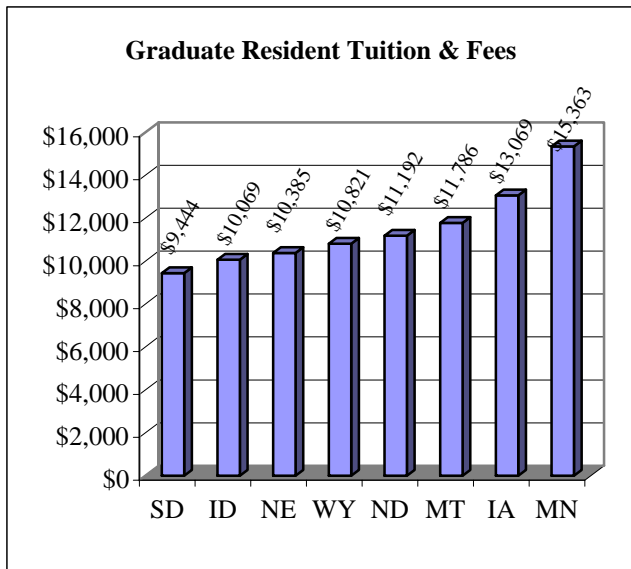
**Total Cost Comparison by State
Ranked Lowest Cost to Highest
Weighted Average Cost of Public Institutions
Academic Year 2006-2007**

Graduate Resident

South Dakota	\$9,444
Idaho	\$10,069
Nebraska	\$10,385
Wyoming	\$10,821
North Dakota	\$11,192
Montana	\$11,786
Iowa	\$13,069
Minnesota	\$15,363
Weighted Average Cost	\$12,406

Graduate Non-Resident

South Dakota	\$15,113
Wyoming	\$17,949
Nebraska	\$18,795
Idaho	\$19,089
North Dakota	\$19,866
Montana	\$22,105
Minnesota	\$23,246
Iowa	\$23,982
Weighted Average Cost	\$21,747



Total Cost Comparison and Rank Baccalaureate Institutions Academic Year 2006-2007

State	Undergraduate Resident	Cost
North Dakota	Dickinson State University	\$8,153
Nebraska	Chadron State College	\$8,240
Nebraska	Peru State College	\$8,484
Idaho	Lewis-Clark State College	\$8,607
Montana	The University of Montana - Western	\$9,094
North Dakota	Mayville State University	\$9,141
North Dakota	Valley City State University	\$9,273
South Dakota	Northern State University	\$9,317
South Dakota	Black Hills State University	\$9,635
South Dakota	Dakota State University	\$9,900
Montana	Montana State University--Northern	\$9,905
Minnesota	University of Minnesota--Crookston	\$14,471
Minnesota	University of Minnesota--Morris	\$16,462
Average Weighted Tuition and Fees of Undergraduate Resident		\$10,017

State	Undergraduate Non-Resident	Cost
South Dakota*	Northern State University	\$10,587
South Dakota*	Black Hills State University	\$10,905
South Dakota*	Dakota State University	\$11,170
Nebraska	Chadron State College	\$11,520
Nebraska	Peru State College	\$11,764
North Dakota	Dickinson State University	\$14,242
Minnesota	University of Minnesota--Crookston	\$14,471
North Dakota	Mayville State University	\$15,176
Idaho	Lewis-Clark State College	\$15,551
North Dakota	Valley City State University	\$15,959
Minnesota	University of Minnesota--Morris	\$16,462
Montana	The University of Montana - Western	\$17,366
Montana	Montana State University--Northern	\$19,239
Average Weighted Tuition and Fees of Undergraduate Non-Resident		\$13,472

* A new tuition rate in South Dakota allows incoming Undergraduate Non-Resident Students to attend at 150% of the Undergraduate Resident rate.

**Total Cost Comparison and Rank
Baccalaureate Institutions
Academic Year 2006-2007**

<u>State</u>	<u>Graduate Resident</u>	<u>Cost</u>
Nebraska	Chadron State College	\$7,894
Nebraska	Peru State College	\$8,140
South Dakota	Northern State University	\$8,979
South Dakota	Black Hills State University	\$9,286
South Dakota	Dakota State University	\$9,536
Montana	Montana State University--Northern	\$11,220
Average Weighted Tuition and Fees of Graduate Resident		\$8,823

<u>State</u>	<u>Graduate Non-Resident</u>	<u>Cost</u>
Nebraska	Chadron State College	\$11,008
Nebraska	Peru State College	\$11,254
South Dakota	Northern State University	\$14,610
South Dakota	Black Hills State University	\$14,918
South Dakota	Dakota State University	\$15,168
Montana	Montana State University--Northern	\$20,324
Average Weighted Tuition and Fees of Graduate Non-Resident		\$12,727

**Total Cost Comparison and Rank
Masters Institutions
Academic Year 2006-2007**

State	Undergraduate Resident	Cost
North Dakota	Minot State University	\$8,576
Nebraska	Wayne State College	\$8,632
Idaho	Boise State University	\$9,173
Montana	Montana State University--Billings	\$9,345
South Dakota	South Dakota School of Mines & Technology	\$10,135
Nebraska	University of Nebraska--Kearney	\$10,703
Minnesota	Minnesota State University, Mankato	\$10,930
Minnesota	Saint Cloud State University	\$11,180
Minnesota	Moorhead State University	\$11,266
Montana	Montana Tech of the University of Montana	\$11,450
Minnesota	Southwest Minnesota State University	\$11,600
Iowa	University of Northern Iowa	\$11,852
Minnesota	Bemidji State University	\$12,118
Minnesota	Winona State University	\$12,790
Minnesota	University of Minnesota Duluth	\$15,668
Minnesota	Metropolitan State University	*
Nebraska	University of Nebraska at Omaha	**
Average Weighted Tuition and Fees of Undergraduate Resident		\$10,731

State	Undergraduate Non-Resident	Cost
Minnesota	Moorhead State University	\$11,266
South Dakota***	South Dakota School of Mines & Technology	\$11,405
Minnesota	Southwest Minnesota State University	\$11,600
Nebraska	Wayne State College	\$11,912
Minnesota	Bemidji State University	\$12,118
North Dakota	Minot State University	\$14,902
Nebraska	University of Nebraska--Kearney	\$15,047
Minnesota	Winona State University	\$15,482
Minnesota	Minnesota State University, Mankato	\$16,758
Idaho	Boise State University	\$16,951
Minnesota	Saint Cloud State University	\$17,481
Montana	Montana State University--Billings	\$17,595
Iowa	University of Northern Iowa	\$19,768
Montana	Montana Tech of the University of Montana	\$21,088
Minnesota	University of Minnesota Duluth	\$27,516
Minnesota	Metropolitan State University	*
Nebraska	University of Nebraska at Omaha	**
Average Weighted Tuition and Fees of Undergraduate Non-Resident		\$15,866

*Metropolitan State University does not have residence halls.

** University of Nebraska at Omaha does not have a comparable meal plan.

***A new tuition rate in South Dakota allows incoming Undergraduate Non-Resident Students to attend at 150% of the Undergraduate Resident rate.

**Total Cost Comparison and Rank
Masters Institutions
Academic Year 2006-2007**

State	Graduate Resident	Cost
Nebraska	Wayne State College	\$8,408
South Dakota	South Dakota School of Mines & Technology	\$9,790
North Dakota	Minot State University	\$9,799
Idaho	Boise State University	\$9,963
Montana	Montana State University--Billings	\$10,143
Nebraska	University of Nebraska--Kearney	\$10,271
Minnesota	Saint Cloud State University	\$11,931
Montana	Montana Tech of the University of Montana	\$11,958
Minnesota	Moorhead State University	\$12,071
Minnesota	Minnesota State University, Mankato	\$12,184
Minnesota	Southwest Minnesota State University	\$12,591
Iowa	University of Northern Iowa	\$12,702
Minnesota	Winona State University	\$12,946
Minnesota	Bemidji State University	\$13,234
Minnesota	University of Minnesota Duluth	\$17,100
Minnesota	Metropolitan State University	*
Nebraska	University of Nebraska at Omaha	**
Average Weighted Tuition and Fees of Graduate Resident		\$11,074

State	Graduate Non-Resident	Cost
Nebraska	Wayne State College	\$11,522
Minnesota	Moorhead State University	\$12,071
Minnesota	Southwest Minnesota State University	\$12,591
Minnesota	Bemidji State University	\$13,234
Nebraska	University of Nebraska--Kearney	\$14,387
Minnesota	Saint Cloud State University	\$15,408
South Dakota	South Dakota School of Mines & Technology	\$15,421
Minnesota	Winona State University	\$16,266
Minnesota	Minnesota State University, Mankato	\$16,290
Idaho	Boise State University	\$17,741
North Dakota	Minot State University	\$18,170
Montana	Montana State University--Billings	\$18,393
Iowa	University of Northern Iowa	\$20,840
Montana	Montana Tech of the University of Montana	\$23,552
Minnesota	University of Minnesota Duluth	\$24,198
Minnesota	Metropolitan State University	*
Nebraska	University of Nebraska at Omaha	**
Average Weighted Tuition and Fees of Graduate Non-Resident		\$16,695

*Metropolitan State University does not have residence halls.

** University of Nebraska at Omaha does not have a comparable meal plan.

Total Cost Comparison and Rank Doctoral Institutions Academic Year 2006-2007

State	Undergraduate Resident	Cost
Idaho	Idaho State University	\$9,140
South Dakota	South Dakota State University	\$9,756
South Dakota	University of South Dakota	\$9,878
Idaho	University of Idaho	\$9,896
Wyoming	University of Wyoming	\$10,013
Montana	The University of Montana	\$10,614
North Dakota	University of North Dakota	\$10,815
North Dakota	North Dakota State University	\$11,199
Iowa	Iowa State University	\$12,080
Montana	Montana State University--Bozeman	\$12,123
Nebraska	University of Nebraska--Lincoln	\$12,289
Iowa	The University of Iowa	\$12,409
Minnesota	University of Minnesota--Twin Cities	\$15,997
Average Weighted Tuition and Fees of Undergraduate Resident		\$12,085

State	Undergraduate Non-Resident	Cost
South Dakota*	South Dakota State University	\$11,026
South Dakota*	University of South Dakota	\$11,148
Wyoming	University of Wyoming	\$16,989
Idaho	Idaho State University	\$17,410
North Dakota	University of North Dakota	\$18,809
North Dakota	North Dakota State University	\$19,172
Idaho	University of Idaho	\$19,496
Montana	The University of Montana	\$20,420
Montana	Montana State University--Bozeman	\$21,972
Nebraska	University of Nebraska--Lincoln	\$22,369
Iowa	Iowa State University	\$22,574
Iowa	The University of Iowa	\$24,633
Minnesota	University of Minnesota--Twin Cities	\$27,627
Average Weighted Tuition and Fees of Undergraduate Non-Resident		\$21,443

* A new tuition rate in South Dakota allows incoming Undergraduate Non-Resident Students to attend at 150% of the Undergraduate Resident rate.

**Total Cost Comparison and Rank
Doctoral Institutions
Academic Year 2006-2007**

State	Graduate Resident	Cost
South Dakota	South Dakota State University	\$9,394
South Dakota	University of South Dakota	\$9,510
Idaho	Idaho State University	\$9,880
Idaho	University of Idaho	\$10,436
Wyoming	University of Wyoming	\$10,821
North Dakota	University of North Dakota	\$11,177
Montana	The University of Montana	\$11,391
North Dakota	North Dakota State University	\$11,545
Nebraska	University of Nebraska--Lincoln	\$12,187
Iowa	Iowa State University	\$12,886
Montana	Montana State University--Bozeman	\$13,035
Iowa	The University of Iowa	\$13,233
Minnesota	University of Minnesota--Twin Cities	\$17,711
Average Weighted Tuition and Fees of Graduate Resident		\$13,192

State	Graduate Non-Resident	Cost
South Dakota	South Dakota State University	\$15,025
South Dakota	University of South Dakota	\$15,142
Wyoming	University of Wyoming	\$17,949
Idaho	Idaho State University	\$18,150
North Dakota	University of North Dakota	\$19,775
Idaho	University of Idaho	\$20,036
North Dakota	North Dakota State University	\$20,096
Nebraska	University of Nebraska--Lincoln	\$20,785
Montana	The University of Montana	\$21,833
Montana	Montana State University--Bozeman	\$22,884
Iowa	Iowa State University	\$23,300
Iowa	The University of Iowa	\$24,627
Minnesota	University of Minnesota--Twin Cities	\$24,809
Average Weighted Tuition and Fees of Graduate Non-Resident		\$22,641

Section IV

Historic Comparison of Tuition and Fees and Total Cost by Institution

Section IV provides a history of tuition and fees and total costs by institution for the years 1997-1998 to 2006-2007 paid by full-time students as reported by the institutions in past *Student Costs at Public Institutions*. To assure comparability, a full-time undergraduate student was defined as a student taking 32 credit hours a year using a semester-based system or 48 credit hours using a quarter based system. A full-time graduate student was defined as a student taking 24 hours a year using a semester-based system or 36 hours a year using a quarter-based system. “Total Cost” includes tuition and fees and room and board costs. The room rates were based on a double occupancy room, which is the most common. The board rates were based on the meal plan that provided 15 meals per week or the next closest plan.

Historic Comparison of Tuition and Fees and Total Cost by Institution 1997-1998 to 2006-2007

Undergraduate Resident

	1997-1998		1998-1999		1999-2000		2000-2001		2001-2002	
	Tuition & Fees	Total Cost	Tuition & Fees	Total Cost	Tuition & Fees	Total Cost	Tuition & Fees	Total Cost	Tuition & Fees	Total Cost
IDAHO										
Boise State University	\$2,294	\$5,664	\$2,472	\$5,850	\$2,645	\$6,203	\$2,451	\$5,846	\$3,097	\$6,966
Idaho State University	\$1,984	\$5,364	\$2,180	\$5,710	\$2,398	\$5,978	\$2,578	\$6,298	\$2,800	\$6,680
Lewis-Clark State College	\$1,868	\$5,268	\$2,044	\$5,496	\$2,204	\$5,384	\$2,360	\$5,720	\$2,550	\$6,060
University of Idaho	\$1,942	\$5,766	\$2,136	\$5,965	\$2,348	\$6,300	\$2,476	\$6,636	\$2,720	\$7,026
IOWA										
Iowa State University	\$2,766	\$6,345	\$2,874	\$6,760	\$3,004	\$7,101	\$3,132	\$7,490	\$3,442	\$8,032
The University of Iowa	\$2,760	\$6,585	\$2,868	\$6,856	\$2,998	\$7,374	\$3,204	\$7,702	\$3,522	\$8,205
University of Northern Iowa	\$2,704	\$6,214	\$2,860	\$6,496	\$2,887	\$6,758	\$3,130	\$7,291	\$3,440	\$7,850
MINNESOTA										
Bemidji State University	\$2,999	\$6,018	\$3,011	\$6,468	\$3,409	\$6,989	\$3,389	\$5,315	\$3,647	\$7,799
Metropolitan State University*	\$2,773		\$2,689		\$3,025		\$3,139		\$3,316	
Minnesota State University, Mankato	\$2,983	\$5,883	\$2,777	\$5,821	\$2,777	\$5,957	\$3,078	\$6,422	\$3,619	\$7,116
Minnesota State University--Moorhead	\$2,989	\$6,009	\$2,987	\$5,959	\$3,072	\$6,196	\$3,149	\$6,499	\$3,580	\$7,138
Saint Cloud State University	\$2,971	\$5,767	\$3,102	\$6,138	\$3,182	\$6,328	\$3,541	\$6,799	\$3,774	\$7,104
Southwest Minnesota State University	\$3,055	\$6,047	\$3,189	\$6,515	\$3,419	\$7,061	\$3,389	\$6,959	\$3,930	\$7,810
University of Minnesota Duluth	\$4,467	\$8,379	\$4,953	\$8,964	\$5,185	\$9,317	\$5,315	\$9,653	\$6,172	\$10,792
University of Minnesota--Crookston	\$3,735	\$7,422	\$3,839	\$7,604	\$4,840	\$8,770	\$5,314	\$9,100	\$5,911	\$8,094
University of Minnesota--Morris	\$4,883	\$8,597	\$5,061	\$8,880	\$5,312	\$9,222	\$5,566	\$9,668	\$6,246	\$10,666
University of Minnesota--Twin Cities	\$4,523	\$8,834	\$4,678	\$9,172	\$4,649	\$9,319	\$5,040	\$9,954	\$5,716	\$11,098
Winona State University	\$3,057	\$6,159	\$2,922	\$6,072	\$3,060	\$6,460	\$3,233	\$7,193	\$3,715	\$7,435
MONTANA										
Montana State University--Billings	\$2,517	\$5,807	\$2,808	\$6,148	\$2,908	\$6,368	\$3,052	\$6,592	\$3,429	\$7,359
Montana State University--Bozeman	\$2,677	\$6,913	\$2,869	\$6,993	\$2,976	\$7,528	\$3,079	\$7,729	\$3,381	\$8,127
Montana State University--Northern	\$2,484	\$6,134	\$2,692	\$6,382	\$2,691	\$6,491	\$2,692	\$6,492	\$3,040	\$6,940
Montana Tech of the University of Montana	\$2,609	\$6,321	\$2,824	\$6,576	\$2,918	\$7,008	\$3,135	\$7,257	\$3,599	\$7,741
The University of Montana	\$2,727	\$6,644	\$2,728	\$7,053	\$3,075	\$7,229	\$3,178	\$7,858	\$3,648	\$8,166
The University of Montana - Western	\$2,437	\$6,069	\$2,544	\$6,114	\$2,738	\$6,458	\$2,794	\$6,514	\$3,015	\$6,985
NEBRASKA										
Chadron State College	\$2,222	\$5,342	\$2,310	\$5,560	\$2,406	\$5,706	\$2,518	\$5,818	\$2,603	\$6,033
Peru State College	\$2,134	\$5,194	\$2,286	\$5,406	\$2,382	\$5,574	\$2,516	\$6,042	\$2,684	\$6,480
University of Nebraska at Omaha**	\$2,499		\$2,788		\$2,992	\$7,275	\$3,148	\$7,548	\$3,420	\$7,937
University of Nebraska--Kearney	\$2,408	\$5,416	\$2,664	\$5,814	\$2,892	\$6,292	\$3,046	\$6,636	\$3,302	\$7,174
University of Nebraska--Lincoln	\$3,006	\$6,621	\$3,268	\$7,048	\$3,482	\$7,467	\$3,664	\$7,889	\$3,992	\$8,472
Wayne State College	\$2,200	\$5,210	\$2,288	\$5,388	\$2,402	\$5,632	\$2,650	\$5,910	\$2,880	\$6,400
NORTH DAKOTA										
Dickinson State University	\$2,096	\$4,508	\$2,196	\$4,704	\$2,302	\$4,912	\$2,378	\$5,094	\$2,463	\$5,335
Mayville State University	\$2,946	\$5,677	\$3,032	\$5,868	\$3,106	\$6,040	\$3,182	\$6,208	\$3,314	\$6,440
Minot State University	\$2,139	\$4,479	\$2,241	\$4,772	\$2,331	\$5,011	\$2,453	\$5,246	\$2,554	\$5,466
North Dakota State University	\$2,566	\$5,598	\$2,730	\$5,976	\$2,886	\$6,180	\$3,010	\$6,552	\$4,363	\$8,095
University of North Dakota	\$2,677	\$5,587	\$2,830	\$6,073	\$2,956	\$6,362	\$3,088	\$6,650	\$3,262	\$7,015
Valley City State University	\$2,919	\$5,314	\$3,023	\$5,513	\$3,097	\$5,687	\$3,173	\$5,859	\$3,306	\$6,326
SOUTH DAKOTA										
Black Hills State University	\$2,878	\$4,452	\$3,115	\$5,805	\$3,363	\$6,148	\$3,630	\$6,513	\$3,871	\$7,150
Dakota State University	\$3,027	\$5,721	\$3,301	\$6,025	\$3,588	\$6,388	\$3,805	\$6,645	\$4,026	\$6,950
Northern State University	\$2,704	\$5,112	\$3,032	\$5,523	\$3,281	\$5,856	\$3,533	\$6,197	\$3,775	\$6,515
South Dakota School of Mines & Technology	\$2,978	\$5,920	\$3,188	\$6,214	\$3,412	\$6,534	\$3,636	\$6,860	\$3,849	\$7,221
South Dakota State University	\$2,912	\$5,507	\$3,128	\$5,857	\$3,358	\$6,227	\$3,589	\$6,559	\$3,810	\$7,072
University of South Dakota	\$3,012	\$5,916	\$3,216	\$6,270	\$3,460	\$6,614	\$3,678	\$6,715	\$3,884	\$7,092
WYOMING										
University of Wyoming	\$2,326	\$6,245	\$2,330	\$6,283	\$2,416	\$6,526	\$2,575	\$6,801	\$2,807	\$7,199

*Metropolitan State University does not have residence halls.

** University of Nebraska at Omaha does not have a comparable meal plan.

Historic Comparison of Tuition and Fees and Total Cost by Institution 1997-1998 to 2006-2007

Undergraduate Resident

	2002-2003		2003-2004		2004-2005		2005-2006		2006-2007	
	Tuition & Fees	Total Cost	Tuition & Fees	Total Cost	Tuition & Fees	Total Cost	Tuition & Fees	Total Cost	Tuition & Fees	Total Cost
IDAHO										
Boise State University	\$3,471	\$7,518	\$3,990	\$8,361	\$3,520	\$8,199	\$3,872	\$8,551	\$4,154	\$9,173
Idaho State University	\$3,136	\$7,436	\$3,448	\$8,128	\$3,700	\$8,550	\$4,000	\$9,030	\$4,190	\$9,140
Lewis-Clark State College	\$2,852	\$6,502	\$3,126	\$7,023	\$3,392	\$7,387	\$3,714	\$7,914	\$3,897	\$8,607
University of Idaho	\$3,044	\$8,017	\$3,348	\$8,516	\$3,632	\$8,666	\$3,968	\$9,672	\$4,200	\$9,896
IOWA										
Iowa State University	\$4,110	\$9,050	\$5,028	\$10,668	\$5,426	\$11,280	\$5,634	\$11,722	\$5,860	\$12,080
The University of Iowa	\$4,191	\$9,546	\$4,993	\$10,694	\$5,396	\$11,178	\$5,612	\$12,172	\$6,135	\$12,409
University of Northern Iowa	\$4,118	\$8,770	\$4,916	\$9,946	\$5,387	\$10,393	\$5,602	\$11,121	\$6,112	\$11,852
MINNESOTA										
Bemidji State University	\$4,474	\$8,858	\$5,050	\$9,734	\$5,652	\$10,664	\$6,016	\$11,182	\$6,490	\$12,118
Metropolitan State University*	\$3,582		\$4,092		\$4,668		\$4,977		\$5,420	
Minnesota State University, Mankato	\$3,981	\$10,418	\$4,506	\$8,667	\$5,098	\$9,813	\$5,402	\$10,272	\$5,840	\$10,930
Minnesota State University--Moorhead	\$3,925	\$7,933	\$4,496	\$8,664	\$5,173	\$9,543	\$5,524	\$10,328	\$6,048	\$11,266
Saint Cloud State University	\$4,237	\$7,805	\$4,850	\$8,486	\$5,516	\$9,604	\$5,650	\$10,248	\$6,064	\$11,180
Southwest Minnesota State University	\$4,330	\$8,578	\$4,887	\$9,379	\$5,608	\$10,414	\$5,855	\$10,975	\$6,240	\$11,600
University of Minnesota Duluth	\$6,395	\$11,355	\$7,774	\$12,874	\$9,520	\$14,802	\$9,415	\$14,961	\$9,946	\$15,668
University of Minnesota--Crookston	\$6,404	\$10,914	\$7,105	\$11,789	\$7,973	\$12,773	\$8,510	\$13,575	\$8,983	\$14,471
University of Minnesota--Morris	\$7,259	\$11,839	\$8,026	\$12,826	\$9,056	\$14,306	\$11,233	\$16,983	\$10,312	\$16,462
University of Minnesota--Twin Cities	\$6,280	\$12,068	\$7,116	\$13,160	\$8,029	\$14,487	\$8,622	\$15,344	\$9,173	\$15,997
Winona State University	\$4,161	\$8,261	\$5,704	\$10,304	\$6,325	\$11,285	\$5,673	\$11,143	\$7,100	\$12,790
MONTANA										
Montana State University--Billings	\$3,973	\$7,953	\$4,180	\$8,060	\$4,550	\$8,430	\$4,854	\$8,974	\$5,055	\$9,345
Montana State University--Bozeman	\$3,807	\$8,781	\$4,145	\$9,311	\$4,577	\$10,077	\$5,221	\$11,371	\$5,673	\$12,123
Montana State University--Northern	\$3,438	\$7,588	\$3,808	\$8,018	\$4,167	\$8,507	\$4,468	\$9,366	\$4,763	\$9,905
Montana Tech of the University of Montana	\$4,118	\$8,658	\$4,387	\$9,137	\$4,822	\$9,750	\$5,339	\$10,651	\$5,900	\$11,450
The University of Montana	\$4,189	\$8,893	\$4,260	\$9,552	\$4,546	\$9,560	\$4,886	\$10,102	\$5,174	\$10,614
The University of Montana - Western	\$3,241	\$7,281	\$3,472	\$8,002	\$3,730	\$8,260	\$3,939	\$8,679	\$4,174	\$9,094
NEBRASKA										
Chadron State College	\$3,090	\$6,640	\$3,250	\$6,905	\$3,718	\$7,490	\$3,893	\$7,767	\$4,190	\$8,240
Peru State College	\$3,092	\$7,102	\$3,488	\$8,058	\$3,744	\$8,040	\$3,876	\$8,172	\$4,060	\$8,484
University of Nebraska at Omaha**	\$3,740	\$7,473	\$4,344	\$8,342	\$4,811	\$9,052	\$5,120	\$9,460	\$5,430	\$9,914
University of Nebraska--Kearney	\$3,588	\$7,712	\$4,122	\$8,524	\$4,521	\$9,473	\$4,769	\$10,055	\$5,059	\$10,703
University of Nebraska--Lincoln	\$4,348	\$9,138	\$5,031	\$10,150	\$5,559	\$11,029	\$5,846	\$11,622	\$6,191	\$12,289
Wayne State College	\$3,176	\$6,866	\$3,616	\$7,466	\$3,872	\$7,922	\$4,010	\$8,240	\$4,232	\$8,632
NORTH DAKOTA										
Dickinson State University	\$2,798	\$5,838	\$3,139	\$6,319	\$3,799	\$7,139	\$4,154	\$7,662	\$4,471	\$8,153
Mayville State University	\$3,583	\$6,833	\$3,981	\$7,325	\$4,489	\$7,997	\$4,943	\$8,667	\$5,257	\$9,141
Minot State University	\$2,805	\$5,829	\$3,228	\$6,388	\$3,712	\$7,044	\$4,092	\$7,654	\$4,492	\$8,576
North Dakota State University	\$4,675	\$8,850	\$5,286	\$9,757	\$4,776	\$9,503	\$5,264	\$10,394	\$5,722	\$11,199
University of North Dakota	\$3,662	\$7,595	\$4,156	\$8,276	\$4,828	\$9,226	\$5,282	\$10,009	\$5,792	\$10,815
Valley City State University	\$3,588	\$6,728	\$4,026	\$7,270	\$4,558	\$7,937	\$5,160	\$8,705	\$5,557	\$9,273
SOUTH DAKOTA										
Black Hills State University	\$4,193	\$7,584	\$4,549	\$8,014	\$4,819	\$8,559	\$5,070	\$9,031	\$5,334	\$9,635
Dakota State University	\$4,312	\$7,334	\$4,670	\$7,759	\$5,472	\$8,892	\$5,716	\$9,381	\$6,037	\$9,900
Northern State University	\$4,133	\$6,980	\$4,488	\$7,398	\$4,745	\$8,222	\$5,013	\$8,834	\$5,293	\$9,317
South Dakota School of Mines & Technology	\$4,222	\$7,707	\$4,579	\$8,140	\$4,836	\$8,801	\$5,074	\$8,977	\$6,022	\$10,135
South Dakota State University	\$4,088	\$7,461	\$4,538	\$8,285	\$4,802	\$9,278	\$5,046	\$9,187	\$5,389	\$9,756
University of South Dakota	\$4,131	\$7,451	\$4,485	\$7,989	\$4,749	\$8,950	\$5,150	\$9,390	\$5,410	\$9,878
WYOMING										
University of Wyoming	\$2,997	\$7,737	\$3,258	\$8,394	\$3,417	\$8,935	\$3,610	\$9,349	\$3,703	\$10,013

*Metropolitan State University does not have residence halls.

** University of Nebraska at Omaha does not have a comparable meal plan.

Historic Comparison of Tuition and Fees and Total Cost by Institution 1997-1998 to 2006-2007

Undergraduate Non-Resident

	1997-1998		1998-1999		1999-2000		2000-2001		2001-2002	
	Tuition & Fees	Total Cost	Tuition & Fees	Total Cost	Tuition & Fees	Total Cost	Tuition & Fees	Total Cost	Tuition & Fees	Total Cost
IDAHO										
Boise State University	\$5,880	\$9,250	\$8,352	\$11,730	\$8,525	\$12,083	\$8,451	\$11,846	\$9,297	\$13,166
Idaho State University	\$7,964	\$11,344	\$8,420	\$11,950	\$8,638	\$12,218	\$8,818	\$12,538	\$9,040	\$12,920
Lewis-Clark State College	\$4,962	\$8,362	\$7,316	\$10,768	\$7,476	\$10,656	\$7,798	\$11,158	\$7,988	\$11,498
University of Idaho	\$7,742	\$11,566	\$8,136	\$11,965	\$8,348	\$12,300	\$8,476	\$12,636	\$8,720	\$13,026
IOWA										
Iowa State University	\$8,808	\$12,387	\$9,152	\$13,038	\$9,564	\$13,661	\$9,974	\$14,332	\$10,776	\$15,366
The University of Iowa	\$9,616	\$13,441	\$9,990	\$13,978	\$10,440	\$14,816	\$10,966	\$15,464	\$11,950	\$16,633
University of Northern Iowa	\$7,088	\$10,598	\$7,415	\$11,051	\$7,647	\$11,518	\$8,094	\$12,255	\$8,762	\$13,172
MINNESOTA										
Bemidji State University	\$6,203	\$9,222	\$6,111	\$9,567	\$6,579	\$10,159	\$7,145	\$9,071	\$6,959	\$11,111
Metropolitan State University*	\$5,948		\$5,769		\$6,603		\$6,691		\$7,084	
Minnesota State University, Mankato	\$6,170	\$9,070	\$2,927	\$5,971	\$2,927	\$6,107	\$7,700	\$11,044	\$7,037	\$10,534
Minnesota State University--Moorhead	\$6,212	\$9,232	\$6,277	\$9,249	\$6,462	\$9,586	\$6,708	\$10,058	\$7,388	\$10,946
Southwest Minnesota State University	\$6,276	\$9,268	\$6,507	\$9,833	\$6,936	\$10,578	\$3,389	\$6,959	\$3,930	\$7,810
Saint Cloud State University	\$5,995	\$8,791	\$6,254	\$9,290	\$6,414	\$9,560	\$7,017	\$10,275	\$7,598	\$10,928
University of Minnesota--Crookston	\$10,541	\$14,228	\$9,656	\$13,421	\$4,840	\$8,770	\$5,314	\$9,100	\$5,911	\$8,094
University of Minnesota Duluth	\$11,806	\$15,718	\$12,948	\$16,959	\$13,473	\$17,605	\$14,059	\$18,397	\$15,812	\$20,432
University of Minnesota--Morris	\$13,122	\$16,836	\$9,465	\$13,284	\$10,074	\$13,984	\$10,598	\$14,700	\$11,795	\$16,215
University of Minnesota--Twin Cities	\$12,419	\$16,730	\$12,865	\$17,359	\$12,789	\$17,459	\$13,944	\$18,858	\$15,532	\$20,914
Winona State University	\$6,283	\$9,385	\$6,042	\$9,192	\$6,330	\$9,730	\$7,154	\$11,114	\$7,425	\$11,145
MONTANA										
Montana State University--Billings	\$6,973	\$10,263	\$7,569	\$10,909	\$7,872	\$11,332	\$8,228	\$11,768	\$9,265	\$13,195
Montana Tech of the University of Montana	\$7,582	\$11,294	\$8,166	\$11,918	\$8,490	\$12,580	\$8,946	\$13,068	\$10,156	\$14,298
Montana State University--Bozeman	\$7,776	\$12,012	\$8,382	\$12,506	\$8,725	\$13,277	\$9,075	\$13,725	\$10,147	\$14,893
Montana State University--Northern	\$7,104	\$10,754	\$7,648	\$11,338	\$7,857	\$11,657	\$8,078	\$11,878	\$9,194	\$13,094
The University of Montana	\$7,431	\$11,348	\$7,431	\$11,756	\$8,343	\$12,497	\$8,663	\$13,343	\$9,847	\$14,365
The University of Montana - Western	\$6,721	\$10,353	\$7,146	\$10,716	\$7,579	\$11,299	\$7,885	\$11,605	\$8,155	\$12,125
NEBRASKA										
Chadron State College	\$4,070	\$7,190	\$4,214	\$7,464	\$4,406	\$7,706	\$4,622	\$7,922	\$4,835	\$8,265
Peru State College	\$3,982	\$7,042	\$4,190	\$7,310	\$4,382	\$7,574	\$4,620	\$8,146	\$4,916	\$8,712
University of Nebraska--Kearney	\$4,184	\$7,192	\$4,536	\$7,686	\$4,868	\$8,268	\$5,126	\$8,716	\$5,814	\$9,686
University of Nebraska--Lincoln	\$7,318	\$10,933	\$7,820	\$11,600	\$8,290	\$12,275	\$8,736	\$12,961	\$9,968	\$14,448
University of Nebraska at Omaha**	\$6,395		\$6,900		\$7,328	\$11,611	\$7,716	\$12,116	\$8,804	
Wayne State College	\$4,048	\$7,058	\$4,192	\$7,292	\$4,402	\$7,632	\$4,754	\$8,014	\$5,112	\$8,632
NORTH DAKOTA										
Dickinson State University	\$5,030	\$7,442	\$5,256	\$7,764	\$5,485	\$8,095	\$5,688	\$8,404	\$5,915	\$8,787
Mayville State University	\$5,880	\$8,611	\$6,092	\$8,928	\$6,289	\$9,223	\$6,492	\$9,518	\$6,766	\$9,892
Minot State University	\$5,262	\$7,602	\$5,515	\$8,046	\$5,755	\$8,435	\$6,033	\$8,826	\$6,301	\$9,213
North Dakota State University	\$6,300	\$9,332	\$6,674	\$9,920	\$7,028	\$10,322	\$7,359	\$10,901	\$10,495	\$14,227
University of North Dakota	\$6,411	\$9,321	\$6,774	\$10,017	\$7,098	\$10,504	\$7,437	\$10,999	\$7,862	\$11,615
Valley City State University	\$5,853	\$8,248	\$6,083	\$8,573	\$6,280	\$8,870	\$6,483	\$9,169	\$6,758	\$9,778
SOUTH DAKOTA***										
Black Hills State University	\$6,646	\$9,220	\$7,035	\$9,725	\$7,437	\$10,223	\$7,846	\$10,729	\$8,226	\$11,505
Dakota State University	\$6,795	\$9,489	\$7,221	\$9,945	\$7,661	\$10,461	\$8,021	\$10,861	\$8,381	\$11,305
Northern State University	\$6,472	\$8,880	\$6,952	\$9,443	\$7,354	\$9,929	\$7,749	\$10,413	\$8,130	\$10,870
South Dakota School of Mines & Technology	\$6,746	\$9,688	\$7,108	\$10,134	\$7,485	\$10,607	\$7,852	\$11,076	\$8,204	\$11,576
South Dakota State University	\$6,680	\$9,275	\$7,048	\$9,777	\$7,432	\$10,300	\$7,805	\$10,775	\$8,165	\$11,427
University of South Dakota	\$6,780	\$9,684	\$7,136	\$10,190	\$7,533	\$10,687	\$7,894	\$10,931	\$8,240	\$11,447
WYOMING										
University of Wyoming	\$7,414	\$11,333	\$7,418	\$11,371	\$7,684	\$11,794	\$7,693	\$11,919	\$8,279	\$12,671

*Metropolitan State University does not have residence halls.

** University of Nebraska at Omaha does not have a comparable meal plan.

***A new tuition rate in South Dakota allows incoming Undergraduate

Non-Resident Students to attend at 150% of the Undergraduate Resident rate.

Historic Comparison of Tuition and Fees and Total Cost by Institution 1997-1998 to 2006-2007

Undergraduate Non-Resident

	2002-2003		2003-2004		2004-2005		2005-2006		2005-2006	
	Tuition & Fees	Total Cost	Tuition & Fees	Total Cost	Tuition & Fees	Total Cost	Tuition & Fees	Total Cost	Tuition & Fees	Total Cost
IDAHO										
Boise State University	\$9,871	\$13,918	\$10,710	\$15,081	\$10,576	\$15,255	\$11,280	\$15,959	\$11,932	\$16,951
Idaho State University	\$9,376	\$13,676	\$10,048	\$14,728	\$10,780	\$15,630	\$11,700	\$16,730	\$12,460	\$17,410
Lewis-Clark State College	\$8,562	\$12,212	\$9,124	\$13,021	\$9,632	\$13,627	\$10,266	\$14,466	\$10,841	\$15,551
University of Idaho	\$9,764	\$14,737	\$10,740	\$15,908	\$11,652	\$16,686	\$12,738	\$18,442	\$13,800	\$19,496
IOWA										
Iowa State University	\$12,802	\$17,742	\$14,370	\$20,010	\$15,128	\$20,982	\$15,724	\$21,812	\$16,354	\$22,574
The University of Iowa	\$13,833	\$19,188	\$15,285	\$20,986	\$16,048	\$21,830	\$16,998	\$23,558	\$18,359	\$24,633
University of Northern Iowa	\$10,426	\$15,078	\$11,874	\$16,904	\$12,705	\$17,711	\$13,214	\$18,733	\$14,028	\$19,768
MINNESOTA										
Bemidji State University	\$8,714	\$13,098	\$9,912	\$14,596	\$11,146	\$16,158	\$6,016	\$11,182	\$6,490	\$12,118
Metropolitan State University*	\$7,628		\$8,764		\$9,084		\$9,702		\$10,572	
Minnesota State University, Mankato	\$7,691	\$14,128	\$8,775	\$12,936	\$9,998	\$14,713	\$10,750	\$15,620	\$11,668	\$16,758
Minnesota State University--Moorhead	\$7,290	\$11,298	\$4,496	\$8,664	\$5,173	\$9,543	\$5,524	\$10,328	\$6,048	\$11,266
Southwest Minnesota State University	\$4,330	\$8,578	\$4,887	\$9,379	\$5,608	\$10,414	\$5,855	\$10,975	\$6,240	\$11,600
Saint Cloud State University	\$8,559	\$12,127	\$9,820	\$13,456	\$11,231	\$15,319	\$11,594	\$16,192	\$12,365	\$17,481
University of Minnesota--Crookston	\$6,404	\$10,914	\$7,105	\$11,789	\$7,973	\$12,773	\$8,510	\$13,575	\$8,983	\$14,471
University of Minnesota Duluth	\$15,970	\$20,930	\$19,191	\$24,291	\$21,368	\$26,650	\$21,254	\$26,800	\$21,794	\$27,516
University of Minnesota--Morris	\$7,259	\$11,839	\$8,026	\$12,826	\$9,056	\$14,306	\$11,233	\$16,983	\$10,312	\$16,462
University of Minnesota--Twin Cities	\$16,853	\$22,641	\$18,746	\$24,790	\$19,659	\$26,117	\$20,252	\$26,974	\$20,803	\$27,627
Winona State University	\$8,041	\$12,141	\$9,650	\$14,250	\$10,271	\$15,231	\$9,619	\$15,089	\$9,792	\$15,482
MONTANA										
Montana State University--Billings	\$10,555	\$14,535	\$11,540	\$15,420	\$12,831	\$16,711	\$13,094	\$17,214	\$13,305	\$17,595
Montana Tech of the University of Montana	\$11,518	\$16,058	\$12,666	\$17,416	\$14,085	\$19,013	\$14,800	\$20,112	\$15,538	\$21,088
Montana State University--Bozeman	\$11,444	\$16,418	\$12,707	\$17,873	\$14,177	\$19,677	\$14,945	\$21,095	\$15,522	\$21,972
Montana State University--Northern	\$10,466	\$14,616	\$11,669	\$15,879	\$12,961	\$17,301	\$14,227	\$19,125	\$14,097	\$19,239
The University of Montana	\$11,183	\$15,887	\$11,860	\$17,152	\$12,786	\$17,800	\$13,875	\$19,091	\$14,980	\$20,420
The University of Montana - Western	\$9,883	\$13,923	\$10,690	\$15,220	\$11,555	\$16,085	\$11,987	\$16,727	\$12,446	\$17,366
NEBRASKA										
Chadron State College	\$5,530	\$9,080	\$6,336	\$9,991	\$6,758	\$10,530	\$7,021	\$10,895	\$7,470	\$11,520
Peru State College	\$5,532	\$9,542	\$6,272	\$10,842	\$6,784	\$11,080	\$7,004	\$11,300	\$7,340	\$11,764
University of Nebraska--Kearney	\$6,612	\$10,736	\$7,602	\$12,004	\$8,417	\$13,369	\$8,865	\$14,151	\$9,403	\$15,047
University of Nebraska--Lincoln	\$11,380	\$16,170	\$13,119	\$18,238	\$14,615	\$20,085	\$15,350	\$21,126	\$16,271	\$22,369
University of Nebraska at Omaha**	\$10,084		\$11,640		\$12,987		\$13,704		\$14,526	
Wayne State College	\$5,616	\$9,306	\$6,400	\$10,250	\$6,912	\$10,962	\$7,138	\$11,368	\$7,512	\$11,912
NORTH DAKOTA										
Dickinson State University	\$6,476	\$9,516	\$7,406	\$10,586	\$8,876	\$12,216	\$9,713	\$13,221	\$10,560	\$14,242
Mayville State University	\$7,260	\$10,510	\$8,283	\$11,627	\$9,523	\$13,031	\$10,455	\$14,179	\$11,292	\$15,176
Minot State University	\$6,719	\$9,743	\$7,787	\$10,947	\$8,989	\$12,321	\$9,870	\$13,432	\$10,818	\$14,902
North Dakota State University	\$11,142	\$15,317	\$12,799	\$17,270	\$11,424	\$16,151	\$12,545	\$17,675	\$13,695	\$19,172
University of North Dakota	\$8,594	\$12,527	\$9,902	\$14,022	\$11,522	\$15,920	\$12,614	\$17,341	\$13,786	\$18,809
Valley City State University	\$7,265	\$10,405	\$8,454	\$11,698	\$9,785	\$13,164	\$11,266	\$14,811	\$12,243	\$15,959
SOUTH DAKOTA***										
Black Hills State University	\$8,726	\$12,117	\$9,574	\$13,040	\$9,986	\$13,725	\$10,390	\$14,351	\$6,605	\$10,905
Dakota State University	\$8,844	\$11,866	\$9,696	\$12,785	\$10,638	\$14,059	\$11,036	\$14,701	\$7,307	\$11,170
Northern State University	\$8,666	\$11,513	\$9,514	\$12,424	\$9,911	\$13,388	\$10,333	\$14,154	\$6,563	\$10,587
South Dakota School of Mines & Technology	\$8,755	\$12,239	\$9,605	\$13,166	\$10,003	\$13,968	\$10,394	\$14,297	\$7,292	\$11,405
South Dakota State University	\$8,621	\$11,994	\$9,563	\$13,310	\$9,968	\$14,445	\$10,366	\$14,507	\$6,659	\$11,026
University of South Dakota	\$8,663	\$11,984	\$9,510	\$13,015	\$9,915	\$14,117	\$10,470	\$14,710	\$6,680	\$11,148
WYOMING										
University of Wyoming	\$8,661	\$13,401	\$9,498	\$14,634	\$9,849	\$15,367	\$10,426	\$16,165	\$10,679	\$16,989

*Metropolitan State University does not have residence halls.

** University of Nebraska at Omaha does not have a comparable meal plan

***A new tuition rate in South Dakota allows incoming Undergraduate Non-Resident Students to attend at 150% of the Undergraduate Resident rate

Historic Comparison of Tuition and Fees and Total Cost by Institution 1997-1998 to 2006-2007

Graduate Resident

	1997-1998		1998-1999		1999-2000		2000-2001		2001-2002	
	Tuition & Fees	Total Cost	Tuition & Fees	Total Cost	Tuition & Fees	Total Cost	Tuition & Fees	Total Cost	Tuition & Fees	Total Cost
IDAHO										
Boise State University	\$2,816	\$6,186	\$3,020	\$6,398	\$3,217	\$6,775	\$3,049	\$6,444	\$3,695	\$7,564
Idaho State University	\$2,500	\$5,880	\$2,720	\$6,250	\$2,958	\$6,538	\$3,178	\$6,898	\$3,432	\$7,312
Lewis-Clark State College										
University of Idaho	\$2,482	\$6,306	\$2,676	\$6,505	\$2,888	\$6,840	\$3,016	\$7,176	\$3,260	\$7,566
IOWA										
Iowa State University	\$3,248	\$6,827	\$3,374	\$7,334	\$3,526	\$7,623	\$3,678	\$8,036	\$4,028	\$8,618
The University of Iowa	\$3,242	\$7,067	\$3,368	\$7,356	\$3,520	\$7,896	\$3,750	\$8,248	\$4,108	\$8,791
University of Northern Iowa	\$3,184	\$6,694	\$3,360	\$6,996	\$3,409	\$7,280	\$3,676	\$7,837	\$4,028	\$8,438
MINNESOTA										
Bemidji State University	\$3,367	\$6,386	\$3,573	\$7,030	\$3,969	\$7,549	\$3,980	\$5,906	\$4,237	\$8,389
Metropolitan State University*	\$3,086		\$3,221		\$351		\$3,530		\$3,681	
Minnesota State University, Mankato	\$3,358	\$6,258	\$3,268	\$6,312	\$3,384	\$6,564	\$3,656	\$7,000	\$4,339	\$7,836
Minnesota State University--Moorhead	\$3,385	\$6,405	\$3,313	\$6,285	\$3,409	\$6,533	\$3,594	\$6,944	\$4,052	\$7,610
Southwest Minnesota State University	\$3,437	\$6,429	\$3,580	\$6,906	\$3,818	\$7,460	\$3,851	\$7,421	\$4,400	\$8,280
Saint Cloud State University	\$4,332	\$7,128	\$3,473	\$6,509	\$3,564	\$6,710	\$3,971	\$7,229	\$4,212	\$7,542
University of Minnesota--Crookston										
University of Minnesota Duluth	\$5,684	\$9,596	\$5,984	\$9,995	\$5,713	\$9,845	\$5,872	\$10,210	\$6,787	\$11,407
University of Minnesota--Morris										
University of Minnesota--Twin Cities	\$5,454	\$9,765	\$3,394	\$10,105	\$5,517	\$10,187	\$3,865	\$10,708	\$6,547	\$11,929
Winona State University	\$3,399	\$6,501	\$3,595	\$6,544	\$3,554	\$6,954		\$7,825	\$4,328	\$8,048
MONTANA										
Montana State University--Billings	\$2,896	\$6,186	\$3,215	\$6,555	\$3,332	\$6,792	\$3,494	\$7,034	\$3,930	\$7,860
Montana Tech of the University of Montana	\$2,938	\$6,650	\$3,035	\$6,787	\$3,187	\$7,277	\$3,368	\$7,490	\$3,917	\$8,059
Montana State University--Bozeman	\$2,693	\$6,929	\$2,889	\$7,013	\$3,411	\$7,963	\$3,533	\$8,183	\$3,894	\$8,640
Montana State University--Northern	\$2,857	\$6,507	\$3,090	\$6,780	\$3,195	\$6,995	\$3,308	\$7,108	\$3,721	\$7,621
The University of Montana	\$3,118	\$7,035	\$3,118	\$7,443	\$3,501	\$7,655	\$3,622	\$8,302	\$4,150	\$8,668
The University of Montana - Western										
NEBRASKA										
Chadron State College	\$2,044	\$5,164	\$2,122	\$5,372	\$2,209	\$5,509	\$2,314	\$5,614	\$2,405	\$5,835
Peru State College	\$2,020	\$5,080	\$2,146	\$5,266	\$2,236	\$5,428	\$2,338	\$5,864	\$2,482	\$6,278
University of Nebraska--Kearney	\$2,212	\$5,220	\$2,422	\$5,572	\$2,638	\$6,038	\$2,778	\$6,368	\$3,014	\$6,886
University of Nebraska--Lincoln	\$2,984	\$6,599	\$3,248	\$7,028	\$3,462	\$7,447	\$3,612	\$7,837	\$3,938	\$8,418
University of Nebraska at Omaha**	\$2,353		\$2,594		\$2,788	\$7,071	\$2,932	\$7,332	\$3,184	
Wayne State College	\$2,070	\$5,080	\$2,148	\$5,248	\$2,256	\$5,486	\$2,502	\$5,762	\$2,730	\$6,250
NORTH DAKOTA										
Dickinson State University										
Mayville State University										
Minot State University	\$2,714	\$5,054	\$2,853	\$5,384	\$2,971	\$5,651	\$3,123	\$5,916	\$3,274	\$6,186
North Dakota State University	\$2,776	\$5,808	\$2,940	\$6,186	\$3,096	\$6,390	\$3,220	\$6,762	\$4,643	\$8,375
University of North Dakota	\$2,887	\$5,797	\$3,040	\$6,283	\$3,166	\$6,572	\$3,298	\$6,860	\$3,472	\$7,225
Valley City State University										
SOUTH DAKOTA										
Black Hills State University	\$2,830	\$5,404	\$3,035	\$5,725	\$3,248	\$6,033	\$3,474	\$6,357	\$3,679	\$6,959
Dakota State University	\$2,942	\$5,636	\$3,174	\$5,898	\$3,417	\$6,217	\$3,605	\$6,445	\$3,796	\$6,720
Northern State University	\$2,700	\$5,108	\$2,972	\$5,463	\$3,186	\$5,761	\$3,401	\$6,065	\$3,607	\$6,348
South Dakota School of Mines & Technology	\$2,905	\$5,847	\$3,090	\$6,116	\$3,285	\$6,407	\$3,478	\$6,702	\$3,663	\$7,035
South Dakota State University	\$2,856	\$5,451	\$3,045	\$5,774	\$3,245	\$6,113	\$3,443	\$6,413	\$3,634	\$6,896
University of South Dakota	\$2,931	\$5,835	\$3,111	\$6,165	\$3,321	\$6,475	\$3,510	\$6,547	\$3,690	\$6,897
WYOMING										
University of Wyoming	\$2,810	\$6,729	\$2,816	\$6,769	\$2,920	\$7,030	\$3,117	\$7,343	\$3,387	\$7,779

*Metropolitan State University does not have residence halls.

** University of Nebraska at Omaha does not have a comparable meal plan.

Historic Comparison of Tuition and Fees and Total Cost by Institution 1997-1998 to 2006-2007

Graduate Resident

	2002-2003		2003-2004		2004-2005		2005-2006		2005-2006	
	Tuition & Fees	Total Cost	Tuition & Fees	Total Cost	Tuition & Fees	Total Cost	Tuition & Fees	Total Cost	Tuition & Fees	Total Cost
IDAHO										
Boise State University	\$4,117	\$8,164	\$4,668	\$9,039	\$4,232	\$8,911	\$4,624	\$9,303	\$4,944	\$9,963
Idaho State University	\$3,768	\$8,068	\$4,108	\$8,788	\$4,380	\$9,230	\$4,740	\$9,770	\$4,930	\$9,880
Lewis-Clark State College										
University of Idaho	\$3,584	\$8,557	\$3,888	\$9,056	\$4,172	\$9,206	\$4,508	\$10,212	\$4,740	\$10,436
IOWA										
Iowa State University	\$4,770	\$9,710	\$5,686	\$11,326	\$6,172	\$12,026	\$6,410	\$12,498	\$6,666	\$12,886
The University of Iowa	\$4,887	\$10,242	\$5,689	\$11,390	\$6,182	\$11,964	\$6,424	\$12,984	\$6,959	\$13,233
University of Northern Iowa	\$4,814	\$9,466	\$5,612	\$10,642	\$6,173	\$11,179	\$6,420	\$11,939	\$6,962	\$12,702
MINNESOTA										
Bemidji State University	\$5,241	\$9,625	\$5,923	\$10,607	\$6,630	\$11,642	\$7,058	\$12,224	\$7,606	\$13,234
Metropolitan State University*	\$3,969		\$4,536		\$5,184		\$5,536		\$6,057	
Minnesota State University, Mankato	\$4,781	\$11,218	\$5,434	\$9,595	\$6,156	\$10,871	\$6,552	\$11,422	\$7,094	\$12,184
Minnesota State University--Moorhead	\$4,443	\$8,451	\$5,093	\$9,261	\$5,860	\$10,230	\$6,259	\$11,063	\$6,853	\$12,071
Southwest Minnesota State University	\$4,861	\$9,109	\$5,509	\$10,001	\$6,318	\$11,124	\$6,772	\$11,892	\$7,231	\$12,591
Saint Cloud State University	\$4,738	\$8,306	\$5,433	\$9,069	\$6,191	\$10,279	\$6,378	\$10,976	\$6,815	\$11,931
University of Minnesota--Crookston										
University of Minnesota Duluth	\$7,176	\$12,136	\$8,688	\$13,788	\$18,708	\$23,990	\$10,442	\$15,988	\$11,378	\$17,100
University of Minnesota--Morris										
University of Minnesota--Twin Cities	\$7,662	\$13,450	\$8,517	\$14,561	\$9,525	\$15,983	\$9,655	\$16,377	\$10,887	\$17,711
Winona State University	\$4,843	\$8,943	\$5,581	\$10,181	\$6,335	\$11,295	\$6,673	\$12,143	\$7,256	\$12,946
MONTANA										
Montana State University--Billings	\$4,540	\$8,520	\$4,812	\$8,692	\$5,259	\$9,139	\$5,606	\$9,726	\$5,853	\$10,143
Montana Tech of the University of Montana	\$4,402	\$8,942	\$4,741	\$9,491	\$5,217	\$10,145	\$5,794	\$11,106	\$6,408	\$11,958
Montana State University--Bozeman	\$4,388	\$9,362	\$4,797	\$9,963	\$5,309	\$10,809	\$6,041	\$12,191	\$6,585	\$13,035
Montana State University--Northern	\$4,290	\$8,440	\$4,763	\$8,973	\$5,237	\$9,577	\$5,650	\$10,548	\$6,078	\$11,220
The University of Montana	\$4,706	\$9,410	\$4,877	\$10,169	\$4,968	\$9,982	\$5,607	\$10,823	\$5,951	\$11,391
The University of Montana - Western										
NEBRASKA										
Chadron State College	\$3,256	\$6,806	\$3,002	\$6,657	\$3,434	\$7,206	\$3,590	\$7,464	\$3,844	\$7,894
Peru State College	\$2,828	\$6,838	\$3,184	\$7,754	\$3,430	\$7,726	\$3,548	\$7,844	\$3,716	\$8,140
University of Nebraska--Kearney	\$3,282	\$7,406	\$3,766	\$8,168	\$4,141	\$9,093	\$4,363	\$9,649	\$4,627	\$10,271
University of Nebraska--Lincoln	\$4,290	\$9,080	\$4,949	\$10,068	\$5,467	\$10,937	\$5,747	\$11,523	\$6,089	\$12,187
University of Nebraska at Omaha**	\$3,484		\$4,032		\$4,471		\$4,754		\$5,046	
Wayne State College	\$3,000	\$6,690	\$3,432	\$7,282	\$3,678	\$7,728	\$3,804	\$8,034	\$4,008	\$8,408
NORTH DAKOTA										
Dickinson State University										
Mayville State University										
Minot State University	\$3,575	\$6,599	\$4,110	\$7,270	\$4,732	\$8,064	\$5,210	\$8,772	\$5,715	\$9,799
North Dakota State University	\$3,716	\$7,891	\$4,209	\$8,680	\$5,021	\$9,748	\$5,580	\$10,710	\$6,068	\$11,545
University of North Dakota	\$3,886	\$7,819	\$4,418	\$8,538	\$5,132	\$9,530	\$5,614	\$10,341	\$6,154	\$11,177
Valley City State University										
SOUTH DAKOTA										
Black Hills State University	\$3,952	\$7,343	\$4,307	\$7,772	\$4,535	\$8,274	\$4,750	\$8,710	\$4,986	\$9,286
Dakota State University	\$4,041	\$7,063	\$4,398	\$7,487	\$5,162	\$8,582	\$5,374	\$9,040	\$5,673	\$9,536
Northern State University	\$3,907	\$6,755	\$4,261	\$7,171	\$4,479	\$7,956	\$4,706	\$8,528	\$4,955	\$8,979
South Dakota School of Mines & Technology	\$3,974	\$7,459	\$4,330	\$7,891	\$4,548	\$8,513	\$4,752	\$8,656	\$5,676	\$9,790
South Dakota State University	\$3,874	\$7,247	\$4,298	\$8,046	\$4,522	\$8,998	\$4,732	\$8,873	\$5,027	\$9,394
University of South Dakota	\$3,906	\$7,226	\$4,259	\$7,763	\$4,482	\$8,683	\$4,810	\$9,050	\$5,042	\$9,510
WYOMING										
University of Wyoming	\$3,585	\$8,325	\$3,978	\$9,114	\$4,161	\$9,679	\$4,386	\$10,125	\$4,511	\$10,821

*Metropolitan State University does not have residence halls.

** University of Nebraska at Omaha does not have a comparable meal plan.

Historic Comparison of Tuition and Fees and Total Cost by Institution 1997-1998 to 2006-2007

Graduate Non-Resident

	1997-1998		1998-1999		1999-2000		2000-2001		2001-2002	
	Tuition & Fees	Total Cost	Tuition & Fees	Total Cost	Tuition & Fees	Total Cost	Tuition & Fees	Total Cost	Tuition & Fees	Total Cost
IDAHO										
Boise State University	\$5,880	\$9,250	\$8,920	\$12,298	\$9,097	\$12,655	\$9,049	\$12,444	\$9,895	\$13,764
Idaho State University	\$8,480	\$11,860	\$8,690	\$12,490	\$9,198	\$12,778	\$9,418	\$13,138	\$9,672	\$13,552
Lewis-Clark State College										
University of Idaho	\$8,282	\$12,106	\$8,676	\$12,505	\$8,888	\$12,840	\$9,016	\$13,176	\$9,260	\$13,566
IOWA										
Iowa State University	\$9,174	\$12,753	\$9,532	\$13,492	\$9,962	\$14,059	\$10,390	\$14,748	\$11,224	\$15,814
The University of Iowa	\$10,014	\$13,839	\$10,404	\$14,392	\$10,874	\$15,250	\$11,420	\$15,918	\$12,330	\$17,013
University of Northern Iowa	\$7,650	\$11,160	\$7,999	\$11,635	\$8,257	\$12,128	\$8,733	\$12,894	\$9,446	\$13,856
MINNESOTA										
Bemidji State University	\$5,104	\$8,123	\$5,364	\$8,820	\$5,934	\$9,514	\$6,049	\$7,975	\$6,309	\$10,461
Metropolitan State University*	\$4,823		\$5,018		\$5,341		\$5,474		\$5,745	
Minnesota State University, Mankato	\$5,081	\$7,981	\$5,044	\$8,088	\$5,212	\$8,392	\$5,558	\$8,902	\$6,527	\$10,024
Minnesota State University--Moorhead	\$5,123	\$8,143	\$5,103	\$8,075	\$5,253	\$8,377	\$5,530	\$8,880	\$6,124	\$9,682
Southwest Minnesota State University	\$5,172	\$8,164	\$5,368	\$8,694	\$5,715	\$9,357	\$3,851	\$7,421	\$4,400	\$8,280
Saint Cloud State University	\$6,636	\$9,432	\$5,274	\$8,310	\$5,412	\$8,558	\$5,958	\$9,216	\$6,323	\$9,653
University of Minnesota--Crookston										
University of Minnesota Duluth	\$11,024	\$14,936	\$10,929	\$14,940	\$10,573	\$14,705	\$10,999	\$15,337	\$12,440	\$17,060
University of Minnesota--Morris										
University of Minnesota--Twin Cities	\$10,254	\$14,565	\$5,189	\$15,049	\$10,377	\$15,047	\$10,920	\$15,834	\$12,200	\$17,582
Winona State University	\$5,134	\$8,236	\$5,390	\$8,339	\$5,440	\$8,840	\$5,882	\$9,842	\$6,467	\$10,187
MONTANA										
Montana State University--Billings	\$7,352	\$10,642	\$7,975	\$11,315	\$8,296	\$11,756	\$8,670	\$12,210	\$9,765	\$13,695
Montana Tech of the University of Montana	\$8,891	\$12,603	\$9,431	\$13,183	\$9,859	\$13,949	\$10,327	\$14,449	\$11,771	\$15,913
Montana State University--Bozeman	\$7,064	\$11,300	\$7,614	\$11,738	\$9,160	\$13,712	\$9,530	\$14,180	\$10,661	\$15,407
Montana State University--Northern	\$7,477	\$11,127	\$8,046	\$11,736	\$8,361	\$12,161	\$8,694	\$12,494	\$9,795	\$13,695
The University of Montana	\$8,120	\$12,037	\$8,119	\$12,444	\$9,104	\$13,258	\$9,464	\$14,144	\$10,742	\$15,260
The University of Montana - Western										
NEBRASKA										
Chadron State College	\$3,778	\$6,898	\$3,910	\$7,160	\$4,090	\$7,390	\$4,294	\$7,594	\$4,511	\$7,941
Peru State College	\$3,754	\$6,814	\$3,934	\$7,054	\$4,114	\$7,306	\$4,318	\$7,844	\$4,588	\$8,384
University of Nebraska--Kearney	\$3,892	\$6,900	\$4,198	\$7,348	\$4,516	\$7,916	\$4,758	\$8,348	\$5,402	\$9,274
University of Nebraska--Lincoln	\$6,644	\$10,259	\$7,106	\$10,886	\$7,530	\$11,515	\$7,908	\$12,133	\$9,020	\$13,500
University of Nebraska at Omaha**	\$5,371		\$5,774		\$6,142	\$10,425	\$6,472	\$10,872	\$7,384	
Wayne State College	\$3,804	\$6,814	\$3,936	\$7,036	\$4,134	\$7,364	\$4,482	\$7,742	\$4,836	\$8,356
NORTH DAKOTA										
Dickinson State University										
Mayville State University										
Minot State University	\$6,797	\$9,137	\$7,149	\$9,680	\$7,463	\$10,143	\$7,822	\$10,615	\$8,224	\$11,136
North Dakota State University	\$6,862	\$9,894	\$7,236	\$10,482	\$7,588	\$10,882	\$7,919	\$11,461	\$11,243	\$14,975
University of North Dakota	\$6,973	\$9,883	\$7,896	\$11,139	\$7,658	\$11,064	\$7,997	\$11,559	\$8,422	\$12,175
Valley City State University										
SOUTH DAKOTA										
Black Hills State University	\$6,664	\$9,238	\$7,023	\$9,713	\$7,392	\$10,177	\$7,763	\$10,646	\$8,109	\$11,388
Dakota State University	\$6,776	\$9,470	\$7,163	\$9,887	\$7,560	\$10,360	\$7,894	\$10,734	\$8,225	\$11,149
Northern State University	\$6,534	\$8,942	\$6,961	\$9,452	\$7,330	\$9,905	\$7,690	\$10,354	\$8,037	\$10,777
South Dakota School of Mines & Technology	\$6,739	\$9,681	\$7,078	\$10,104	\$7,428	\$10,550	\$7,767	\$10,991	\$8,093	\$11,464
South Dakota State University	\$6,690	\$9,285	\$7,033	\$9,762	\$7,388	\$10,257	\$7,732	\$10,702	\$8,063	\$11,325
University of South Dakota	\$6,765	\$9,669	\$7,099	\$10,153	\$7,464	\$10,618	\$7,799	\$10,836	\$8,119	\$11,326
WYOMING										
University of Wyoming	\$7,900	\$11,819	\$7,906	\$11,859	\$8,190	\$12,300	\$8,199	\$12,425	\$8,859	\$13,251

*Metropolitan State University does not have residence halls.

** University of Nebraska at Omaha does not have a comparable meal plan.

**Historic Comparison of Tuition and Fees and Total Cost by Institution
1997-1998 to 2006-2007**

Graduate Non-Resident

	2002-2003		2003-2004		2004-2005		2005-2006		2005-2006	
	Tuition & Fees	Total Cost	Tuition & Fees	Total Cost	Tuition & Fees	Total Cost	Tuition & Fees	Total Cost	Tuition & Fees	Total Cost
IDAHO										
Boise State University	\$10,517	\$14,564	\$11,388	\$15,759	\$11,288	\$15,967	\$12,032	\$16,711	\$12,722	\$17,741
Idaho State University	\$10,008	\$14,308	\$10,708	\$15,388	\$11,460	\$16,310	\$12,440	\$17,470	\$13,200	\$18,150
Lewis-Clark State College										
University of Idaho	\$10,304	\$15,277	\$11,280	\$16,448	\$12,192	\$17,226	\$13,278	\$18,982	\$14,340	\$20,036
IOWA										
Iowa State University	\$13,296	\$18,236	\$14,862	\$20,502	\$15,798	\$21,652	\$16,422	\$22,510	\$17,080	\$23,300
The University of Iowa	\$14,271	\$19,626	\$15,723	\$21,424	\$16,666	\$22,448	\$17,328	\$23,888	\$18,353	\$24,627
University of Northern Iowa	\$11,238	\$15,890	\$12,686	\$17,716	\$13,697	\$18,703	\$14,244	\$19,763	\$15,100	\$20,840
MINNESOTA										
Bemidji State University	\$7,893	\$12,277	\$8,971	\$13,655	\$10,086	\$15,098	\$7,058	\$12,224	\$7,606	\$13,234
Metropolitan State University*	\$6,201		\$7,104		\$8,832		\$10,170		\$11,913	
Minnesota State University, Mankato	\$7,166	\$13,603	\$8,140	\$12,301	\$9,268	\$13,983	\$10,320	\$15,190	\$11,200	\$16,290
Minnesota State University--Moorhead	\$8,330	\$12,338	\$5,093	\$9,261	\$5,860	\$10,230	\$6,259	\$11,063	\$6,853	\$12,071
Southwest Minnesota State University	\$4,861	\$9,109	\$5,509	\$10,001	\$6,318	\$11,124	\$6,772	\$11,892	\$7,231	\$12,591
Saint Cloud State University	\$7,123	\$10,691	\$8,175	\$11,811	\$9,344	\$13,432	\$9,658	\$14,256	\$10,292	\$15,408
University of Minnesota--Crookston										
University of Minnesota Duluth	\$13,733	\$18,693	\$15,788	\$20,888	\$32,908	\$38,190	\$17,542	\$23,088	\$18,476	\$24,198
University of Minnesota--Morris										
University of Minnesota--Twin Cities	\$14,219	\$20,007	\$15,616	\$21,660	\$16,624	\$23,082	\$17,330	\$24,052	\$17,985	\$24,809
Winona State University	\$7,001	\$11,101	\$8,058	\$12,658	\$9,182	\$14,142	\$9,711	\$15,181	\$10,576	\$16,266
MONTANA										
Montana State University--Billings	\$11,122	\$15,102	\$12,820	\$16,700	\$13,541	\$17,421	\$13,846	\$17,966	\$14,103	\$18,393
Montana Tech of the University of Montana	\$13,267	\$17,807	\$14,662	\$19,412	\$16,320	\$21,248	\$17,153	\$22,465	\$18,002	\$23,552
Montana State University--Bozeman	\$12,025	\$16,999	\$13,359	\$18,525	\$14,909	\$20,409	\$15,766	\$21,916	\$16,434	\$22,884
Montana State University--Northern	\$11,146	\$15,296	\$12,429	\$16,639	\$13,813	\$18,153	\$14,485	\$19,383	\$15,182	\$20,324
The University of Montana	\$12,146	\$16,850	\$12,961	\$18,253	\$13,733	\$18,747	\$15,174	\$20,390	\$16,393	\$21,833
The University of Montana - Western										
NEBRASKA										
Chadron State College	\$5,560	\$9,110	\$6,656	\$10,311	\$6,320	\$10,092	\$6,560	\$10,434	\$6,958	\$11,008
Peru State College	\$5,132	\$9,142	\$5,824	\$10,394	\$6,316	\$10,612	\$6,518	\$10,814	\$6,830	\$11,254
University of Nebraska--Kearney	\$6,150	\$10,274	\$7,066	\$11,468	\$7,837	\$12,789	\$8,245	\$13,531	\$8,743	\$14,387
University of Nebraska--Lincoln	\$10,290	\$15,080	\$11,849	\$16,968	\$13,195	\$18,665	\$13,859	\$19,635	\$14,687	\$20,785
University of Nebraska at Omaha**	\$8,452		\$9,744		\$10,867		\$11,468		\$12,162	
Wayne State College	\$5,304	\$8,994	\$6,072	\$9,922	\$6,564	\$10,614	\$6,774	\$11,004	\$7,122	\$11,522
NORTH DAKOTA										
Dickinson State University										
Mayville State University										
Minot State University	\$8,775	\$11,799	\$10,142	\$13,302	\$11,712	\$15,044	\$12,855	\$16,417	\$14,086	\$18,170
North Dakota State University	\$8,916	\$13,091	\$10,251	\$14,722	\$12,151	\$16,878	\$13,389	\$18,519	\$14,619	\$20,096
University of North Dakota	\$9,196	\$13,129	\$10,604	\$14,724	\$12,338	\$16,736	\$13,502	\$18,229	\$14,752	\$19,775
Valley City State University										
SOUTH DAKOTA										
Black Hills State University	\$8,563	\$11,954	\$9,420	\$12,886	\$9,792	\$13,532	\$10,165	\$14,125	\$10,618	\$14,918
Dakota State University	\$8,652	\$11,674	\$9,511	\$12,600	\$10,419	\$13,840	\$10,790	\$14,455	\$11,304	\$15,168
Northern State University	\$8,518	\$11,365	\$9,374	\$12,284	\$9,736	\$13,213	\$10,122	\$13,943	\$10,586	\$14,610
South Dakota School of Mines & Technology	\$8,585	\$12,069	\$9,443	\$13,004	\$9,805	\$13,770	\$10,168	\$14,071	\$11,308	\$15,421
South Dakota State University	\$8,484	\$11,857	\$9,412	\$13,159	\$9,779	\$14,256	\$10,147	\$14,288	\$10,658	\$15,025
University of South Dakota	\$8,516	\$11,837	\$9,372	\$12,877	\$9,739	\$13,941	\$10,225	\$14,465	\$10,674	\$15,142
WYOMING										
University of Wyoming	\$9,273	\$14,013	\$10,362	\$15,498	\$10,737	\$16,255	\$11,370	\$17,109	\$11,639	\$17,949

*Metropolitan State University does not have residence halls.

** University of Nebraska at Omaha does not have a comparable meal pla