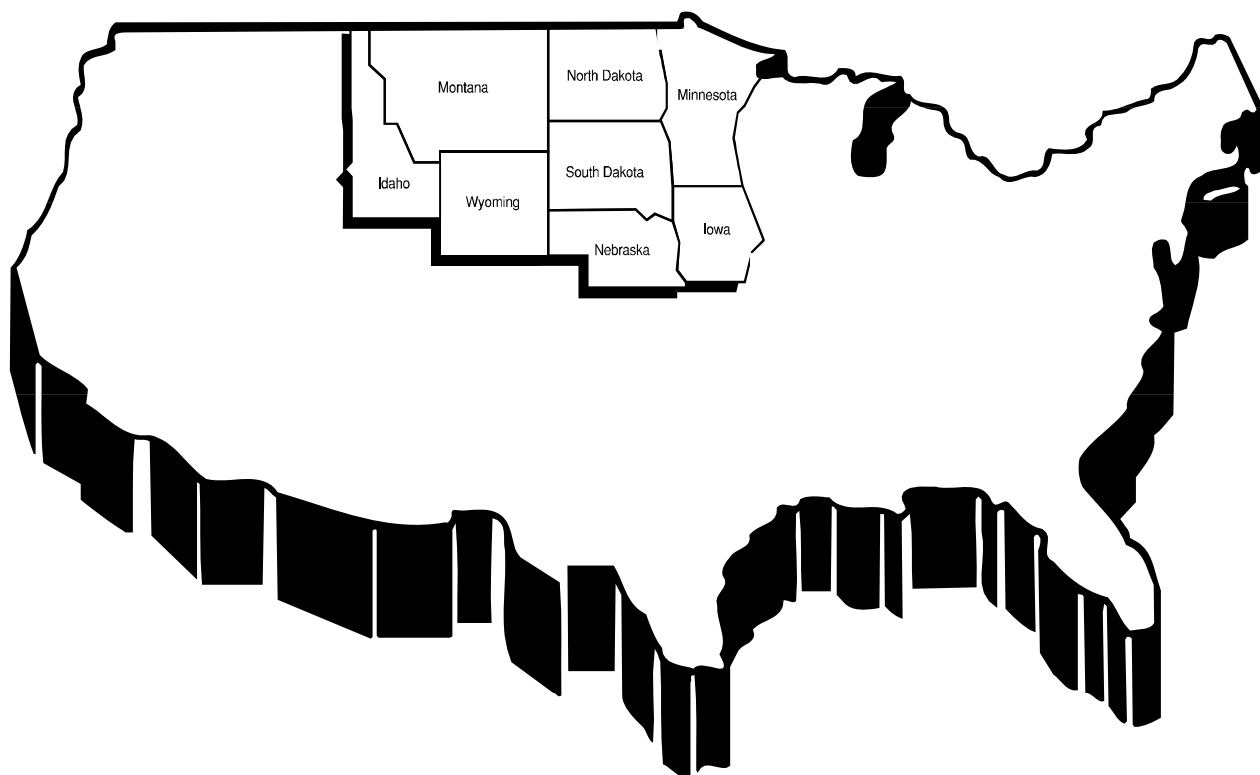


# STUDENT COSTS AT PUBLIC INSTITUTIONS ACADEMIC YEAR 2009-2010

## A Regional Survey



**South Dakota Board of Regents**  
**STUDENT COSTS AT PUBLIC INSTITUTIONS**  
**REGIONAL SURVEY**  
**Academic Year 2009-2010**

Table of Contents

Survey Information .....	1-2
Definition of Classifications .....	3-4
Classification of Institutions .....	5
<b>Section I – Summary Comparison of South Dakota Costs to Survey States</b>	
Section I Introduction .....	6
Comparison of South Dakota Tuition and Fees to Surveyed States .....	7
Comparison of South Dakota Total Costs to Surveyed States.....	8
Percent Change in Costs by State .....	9-10
<b>Section II – Tuition and Fee Cost Comparison</b>	
Section II Introduction .....	11
Tuition and Fee Comparison by Institution .....	12
Tuition and Fee Comparison by Institution: Percent Change in Cost .....	13-14
Tuition and Fee Comparison by State Ranked Lowest Cost to Highest.....	15-16
Tuition and Fee Comparison and Rank: Baccalaureate Institutions.....	17-18
Tuition and Fee Comparison and Rank: Masters Institutions.....	19-20
Tuition and Fee Comparison and Rank: Doctoral Institutions .....	21-22
Tuition and Fee Comparison: Institutions with Law and Medical Programs .....	23
<b>Section III – Total Cost Comparison</b>	
Section III Introduction.....	24
Total Cost Comparison by Institution.....	25
Total Cost Comparison by Institution: Percent Change in Cost .....	26-27
Total Cost Comparison by State Ranked Lowest Cost to Highest .....	28-29
Total Cost Comparison and Rank: Baccalaureate Institutions .....	30-31
Total Cost Comparison and Rank: Masters Institutions .....	32-33
Total Cost Comparison and Rank: Doctoral Institutions.....	34-35
<b>Section IV – Historic Comparison of Tuition and Fees and Total Cost by Institution</b>	
Section IV Introduction.....	36
Ten-Year Percentage Change of Tuition and Fees and Total Cost by Institution .....	37-44

**South Dakota Board of Regents**  
**Student Costs at Public Institutions Regional Survey**  
**Academic Year 2009-2010**

The following report is a comprehensive look at student costs at all four-year public institutions in the contiguous states to South Dakota. Idaho is also included in the survey because of its economic and rural similarities with South Dakota.

The tuition and fee figures and room and board costs were collected in a survey of the surrounding states. All institutions were asked to report the cost of tuition and mandatory fees paid by full-time students. To assure comparability, a full-time undergraduate student was defined as a student taking 32 credit hours per year on a semester-based system or 48 credit hours using a quarter-based system. A full-time graduate student was defined as a student taking 24 credit hours a year on the semester-based system or 36 credit hours on a quarter-based system. The room and board costs were based on double occupancy room rates and a meal plan that would provide 15 meals per week. If the institution did not have a plan that provided 15 meals per week, it was asked to provide the plan closest to 15. All figures given are based on costs for the 2009-2010 academic year.

It is important to note that the non-resident rates do not reflect any reciprocity agreements or other tuition reduction programs between states. Therefore, a non-resident student could possibly attend a given institution at a lower cost than that indicated in this report.

The figures reflected in this study only include costs that are identified for all students. Special discipline fees are not included, since they cannot be identified for all students. Therefore, a student could pay costs higher than those reflected in this report if he or she were enrolled in a discipline with special support fees.

In this report, many averages are used to condense and simplify the information. Several of the tables utilize weighted averages. The formula below illustrates how they were derived. Room and board costs were added to the tuition and fee costs to derive total cost weighted averages.

$$\frac{\sum (\text{Inst. Headcount} * \text{Inst. Tuition/Fee Costs})}{\sum \text{State's Headcount Enrollment}} = \text{State's Weighted Average}$$

It is important not to over-simplify the application or use of averages. In order to gain a better understanding of the tuition situation, a ranking with similarly classified institutions is also provided.

The survey is divided into four sections. Section I provides a few summary tables comparing South Dakota university costs and South Dakota system weighted average costs for tuition and fees and total costs to comparable institution averages. Section II provides detail on the tuition and fee costs. Section III combines tuition and fee with room and board costs to exhibit a total cost comparison. Within each section, the classifications of baccalaureate, masters

and doctoral are used to compare like institutions. Finally, Section IV provides a historic comparison of tuition and fees and total costs for the institutions from 2000-2001 to 2009-2010.

The Carnegie Foundation for the Advancement of Teaching website, <http://www.carnegiefoundation.org>, is the source for the definitions of institutional classifications. Institutions are placed into the appropriate classification by information self-reported to the U.S. Department of Education's Integrated Postsecondary Education Data system (IPEDS). The Carnegie Foundation includes only those colleges and universities that are degree-granting and that are also accredited by an agency recognized by the United States Secretary of Education. The classifications do not consider the size of the institutions or the relative ranking within each category, but instead are based upon the annual number of degrees granted by student level (doctorate, masters, or baccalaureate) in a predetermined number of disciplines as referenced in the definition of classifications on pages 3 and 4 of this report.

A complete classification listing of surveyed institutions can be found on page 5. In accordance with classification definitions, the South Dakota universities are classified as follows:

BHSU	Baccalaureate Diverse	SDSM&T	Special Focus – Schools of Engineering
DSU	Baccalaureate Diverse	SDSU	Research Universities
NSU	Baccalaureate Diverse	USD	Research Universities

The South Dakota School of Mines and Technology is included in the averages and in the tables that compare similarly classified institutions as a Masters institution due to the limited number of specialized/engineering institutions in the survey. Montana Tech of the University of Montana is also included as a Masters institution for purposes of this Study.

A one-page summary of the tuition and fee costs for law and medical programs can also be found on page 23 at the end of Section II.

## **Definition of Classifications**

The 2005 Carnegie Classification includes all colleges and universities in the United States that are degree-granting and accredited by an agency recognized by the U.S. Secretary of Education. After reviewing the Classification's strengths and weaknesses as well as its current uses, the Foundation undertook a thorough reassessment of its classification system. With the 2005 revision, the single classification system was replaced by a set of multiple, parallel classifications. The new classifications provide different lenses through which to view U.S. colleges and universities, offering researchers greater flexibility in meeting their analytic needs. The original classification framework—now called the basic classification—has also been substantially revised.<sup>1</sup>

### **Doctorate-granting Universities**

Includes institutions that award at least 20 doctoral degrees per year (excluding doctoral-level degrees that qualify recipients for entry into professional practice, such as the JD, MD, PharmD, DPT, etc.). Excludes Special Focus Institutions and Tribal Colleges.

RU/VH: Research Universities (very high research activity)

RU/H: Research Universities (high research activity)

DRU: Doctoral/Research Universities

### **Master's Colleges and Universities**

Includes institutions that award at least 50 master's degrees per year. Excludes Special Focus Institutions and Tribal Colleges.

Master's/L: Master's Colleges and Universities (larger programs)

Master's/M: Master's Colleges and Universities (medium programs)

Master's/S: Master's Colleges and Universities (smaller programs)

### **Baccalaureate Colleges**

Includes institutions where baccalaureate degrees represent at least 10 percent of all undergraduate degrees and that award fewer than 50 master's degrees or fewer than 20 doctoral degrees per year. Excludes Special Focus Institutions and Tribal Colleges.

Bac/A&S: Baccalaureate Colleges—Arts & Sciences

Bac/Diverse: Baccalaureate Colleges—Diverse Fields

Bac/Assoc: Baccalaureate/Associate's Colleges

---

<sup>1</sup> For definitions and detailed information on classification procedures, refer to the Technical Notes, <http://www.carnegiefoundation.org/Classification>. In addition, important limitations are documented in The 2005 Carnegie Classification: Background and Description. Both the technical notes and the background and description information may be found at <http://www.carnegiefoundation.org/Classification>.

### **Special Focus Institutions**

Institutions awarding baccalaureate or higher-level degrees where a high concentration of degrees is in a single field or set of related fields. Excludes Tribal Colleges.

Spec/Faith: Theological seminaries, Bible colleges, and other faith-related institutions

Spec/Medical: Medical schools and medical centers

Spec/Health: Other health profession schools

Spec/Eng: Schools of engineering

Spec/Tech: Other technology-related schools

Spec/Bus: Schools of business and management

Spec/Arts: Schools of art, music, and design

Spec/Law: Schools of law

Spec/Other: Other special-focus institutions

## Classification of Institutions

Idaho	Carnegie Foundation 2005 Classification	Carnegie Foundation 2000 Classification
Boise State University Idaho State University Lewis - Clark State College University of Idaho	Master's Colleges and Universities (larger programs) Doctoral/Research Universities Baccalaureate Colleges--Diverse Fields Research Universities (high research activity)	Masters I Doctoral/Research - Intensive Baccalaureate - General Doctoral/Research - Extensive
<b>Iowa</b>		
Iowa State University University of Iowa University of Northern Iowa	Research Universities (very high research activity) Research Universities (very high research activity) Master's Colleges and Universities (larger programs)	Doctoral/Research - Extensive Doctoral/Research - Extensive Masters I
<b>Minnesota</b>		
Bemidji State University Metropolitan State University Minnesota State University, Mankato Moorhead State University Saint Cloud State University Southwest Minnesota State University University of Minnesota - Crookston University of Minnesota - Duluth University of Minnesota - Morris University of Minnesota - Twin Cities Winona State University	Master's Colleges and Universities (smaller programs) Master's Colleges and Universities (medium programs) Master's Colleges and Universities (larger programs) Master's Colleges and Universities (smaller programs) Master's Colleges and Universities (larger programs) Master's Colleges and Universities (smaller programs) Baccalaureate Colleges--Diverse Fields Master's Colleges and Universities (medium programs) Baccalaureate Colleges--Arts & Sciences Research Universities (very high research activity) Master's Colleges and Universities (medium programs)	Masters II Masters I Masters II Masters I Masters I Masters I Baccalaureate - General Baccalaureate - General Masters I Baccalaureate - Liberal Arts Doctoral/Research - Extensive Masters I
<b>Montana</b>		
Montana State University - Billings Montana State University - Bozeman Montana State University - Northern Montana Tech of the Univ of Montana The University of Montana The University of Montana - Western	Master's Colleges and Universities (medium programs) Research Universities (very high research activity) Baccalaureate Colleges--Diverse Fields Associate's--Public 2-year colleges under 4-year universities Research Universities (high research activity) Baccalaureate Colleges--Diverse Fields	Masters I Specialized - Schools of Engineering & Technology Doctoral/Research - Intensive Masters II Baccalaureate - General Doctoral/Research - Intensive
<b>Nebraska</b>		
Chadron State College Peru State College University of Nebraska - Kearney University of Nebraska - Lincoln University of Nebraska at Omaha Wayne State College	Baccalaureate Colleges--Diverse Fields Baccalaureate Colleges--Diverse Fields Master's Colleges and Universities (medium programs) Research Universities (very high research activity) Master's Colleges and Universities (larger programs) Master's Colleges and Universities (medium programs)	Masters I Masters II Masters I Doctoral/Research - Extensive Masters I Masters I
<b>North Dakota</b>		
Dickinson State University Mayville State University Minot State University North Dakota State University University of North Dakota Valley City State University	Baccalaureate Colleges--Diverse Fields Baccalaureate Colleges--Diverse Fields Master's Colleges and Universities (smaller programs) Research Universities (high research activity) Research Universities (high research activity) Baccalaureate Colleges--Diverse Fields	Baccalaureate - General Baccalaureate - General Masters I Doctoral/Research - Intensive Doctoral/Research - Intensive Baccalaureate - General
<b>South Dakota</b>		
Black Hills State University Dakota State University Northern State University South Dakota School of Mines & Tech. South Dakota State University University of South Dakota	Baccalaureate Colleges--Diverse Fields Baccalaureate Colleges--Diverse Fields Baccalaureate Colleges--Diverse Fields Special Focus Institutions--Schools of engineering Research Universities (high research activity) Doctoral/Research Universities	Baccalaureate - General Baccalaureate - General Masters I Specialized - Schools of Engineering & Technology Doctoral/Research - Intensive Doctoral/Research - Intensive
<b>Wyoming</b>		
University of Wyoming	Research Universities (high research activity)	Doctoral/Research - Extensive

Source Carnegie Foundation for the Advancement of Teaching  
<http://www.carnegiefoundation.org>

## **Section I**

### **Summary Comparison of South Dakota Costs to Surveyed States Academic Year 2009-2010**

Section I compares the individual South Dakota university costs for tuition and fees and total cost to the weighted average for comparable institutions in the survey. The comparison includes the cost for undergraduate and graduate residents and non-residents. This data gives an overview of the differences in cost between each school in South Dakota and the average for the comparable institutions in the surveyed states. The information is found on pages 7 and 8.

Section I also includes a ranking of the states' weighted average costs for FY09 and FY10 and provides the percentage change in the average. This provides a quick view of the change in costs for a given state and where that state ranks in cost with the other states in the survey. Again, the tables compare tuition and fees and total costs for undergraduate and graduate residents and non-residents. The information is found on pages 9 and 10.

To assure comparability, a full-time undergraduate student was defined as a student taking 32 credit hours per year using a semester-based system or 48 credit hours using a quarter-based system. A fulltime graduate student was defined as a student taking 24 credit hours a year using a semester-based system or 36 hours a year using a quarter-based system.

Tuition and fees include only the tuition and mandatory fees paid by full-time students. Total cost includes tuition and fees and room and board costs. The room rates were based on a double occupancy room. Board rates are based on the meal plan that provides 15 meals per week or the next closest meal plan.



## Comparison of South Dakota Tuition and Fees to Surveyed States Academic Year 2009-2010

<u>Undergraduate Resident</u>	South Dakota Average	Survey Average	\$ Difference	% Difference
All Institutions -- Weighted	\$6,783	\$6,856	-\$73	-1.1%
Baccalaureate		\$6,313		
BHSU	\$6,642		\$329	5.2%
DSU	\$7,283		\$970	15.4%
NSU	\$6,467		\$155	2.4%
Masters		\$6,663		
SDSM&T	\$7,569		\$906	13.6%
Doctoral		\$7,110		
SDSU	\$6,565		-\$545	-7.7%
USD	\$6,899		-\$211	-3.0%
 <b><u>Undergraduate Non-Resident</u></b>				
All Institutions -- Weighted	\$8,236	\$15,588	-\$7,353	-47.2%
Baccalaureate		\$10,193		
BHSU	\$8,109		-\$2,084	-20.4%
DSU	\$8,750		-\$1,443	-14.2%
NSU	\$7,934		-\$2,258	-22.2%
Masters		\$11,481		
SDSM&T	\$9,036		-\$2,445	-21.3%
Doctoral		\$17,579		
SDSU	\$8,032		-\$9,547	-54.3%
USD	\$8,366		-\$9,213	-52.4%
 <b><u>Graduate Resident</u></b>				
All Institutions -- Weighted	\$6,253	\$8,324	-\$2,071	-24.9%
Baccalaureate		*		
BHSU	\$6,116		*	*
DSU	\$6,774		*	*
NSU	\$5,986		*	*
Masters		\$6,983		
SDSM&T	\$6,998		\$15	0.2%
Doctoral		\$9,017		
SDSU	\$6,059		-\$2,958	-32.8%
USD	\$6,310		-\$2,707	-30.0%
 <b><u>Graduate Non-Resident</u></b>				
All Institutions -- Weighted	\$10,025	\$17,967	-\$7,942	-44.2%
Baccalaureate		*		
BHSU	\$9,842		*	*
DSU	\$10,500		*	*
NSU	\$9,712		*	*
Masters		\$13,257		
SDSM&T	\$10,724		-\$2,533	-19.1%
Doctoral		\$18,879		
SDSU	\$9,785		-\$9,094	-48.2%
USD	\$10,036		-\$8,843	-46.8%

\* Insufficient sample size to make comparison

**Comparison of South Dakota Total Costs to Surveyed States  
Tuition and Fees plus Room and Board  
Academic Year 2009-2010**

<b><u>Undergraduate Resident</u></b>	<b>South Dakota Average</b>	<b>Survey Average</b>	<b>\$ Difference</b>	<b>% Difference</b>
All Institutions -- Weighted	\$11,888	\$12,962	-\$1,075	-8.3%
Baccalaureate		\$11,585		
BHSU	\$11,813		\$228	2.0%
DSU	\$12,101		\$516	4.5%
NSU	\$11,342		-\$243	-2.1%
Masters		\$12,496		
SDSM&T	\$12,171		-\$325	-2.6%
Doctoral		\$13,873		
SDSU	\$11,618		-\$2,255	-16.3%
USD	\$12,337		-\$1,535	-11.1%
 <b><u>Undergraduate Non-Resident</u></b>				
All Institutions -- Weighted	\$13,326	\$22,052	-\$8,726	-39.6%
Baccalaureate		\$15,298		
BHSU	\$13,280		-\$2,017	-13.2%
DSU	\$13,568		-\$1,730	-11.3%
NSU	\$12,809		-\$2,489	-16.3%
Masters		\$17,559		
SDSM&T	\$13,638		-\$3,921	-22.3%
Doctoral		\$24,362		
SDSU	\$13,085		-\$11,277	-46.3%
USD	\$13,805		-\$10,558	-43.3%
 <b><u>Graduate Resident</u></b>				
All Institutions -- Weighted	\$11,414	\$14,866	-\$3,452	-23.2%
Baccalaureate		*		
BHSU	\$11,288		*	*
DSU	\$11,592		*	*
NSU	\$10,860		*	*
Masters		\$13,026		
SDSM&T	\$11,600		-\$1,426	-10.9%
Doctoral		\$15,947		
SDSU	\$11,112		-\$4,835	-30.3%
USD	\$11,748		-\$4,199	-26.3%
 <b><u>Graduate Non-Resident</u></b>				
All Institutions -- Weighted	\$15,164	\$24,795	-\$9,631	-38.8%
Baccalaureate		*		
BHSU	\$15,014		*	*
DSU	\$15,318		*	*
NSU	\$14,586		*	*
Masters		\$19,392		
SDSM&T	\$15,326		-\$4,067	-21.0%
Doctoral		\$25,899		
SDSU	\$14,838		-\$11,061	-42.7%
USD	\$15,474		-\$10,425	-40.3%

\* Insufficient sample size to make comparison

**Percent Change in Costs by State  
Academic Year 2009 to Academic Year 2010**

**Undergraduate Resident**

	<b>Tuition and Fees</b>					<b>Total Cost</b>				
	<u>AY09</u>		<u>AY10</u>		<u>% Change</u>	<u>AY09</u>		<u>AY10</u>		<u>% Change</u>
	<u>Rank*</u>	<u>Avg</u>	<u>Rank*</u>	<u>Avg</u>		<u>Rank*</u>	<u>Avg</u>	<u>Rank*</u>	<u>Avg</u>	
Idaho	2	\$4,613	2	\$4,878	5.8%	1	\$10,068	1	\$10,674	6.0%
Iowa	6	\$6,321	6	\$6,705	6.1%	7	\$13,195	7	\$13,829	4.8%
Minnesota	8	\$8,109	8	\$8,615	6.2%	8	\$13,478	8	\$14,214	5.5%
Montana	3	\$5,462	3	\$5,590	2.3%	5	\$11,580	5	\$12,183	5.2%
Nebraska	5	\$6,292	5	\$6,552	4.1%	6	\$12,654	6	\$13,296	5.1%
North Dakota	4	\$5,958	4	\$6,197	4.0%	4	\$11,237	3	\$11,760	4.7%
<b>South Dakota</b>	<b>7</b>	<b>\$6,327</b>	<b>7</b>	<b>\$6,783</b>	<b>7.2%</b>	<b>3</b>	<b>\$11,093</b>	<b>4</b>	<b>\$11,888</b>	<b>7.2%</b>
Wyoming	1	\$3,809	1	\$3,914	2.8%	2	\$10,897	2	\$11,272	3.4%
<b>Eight State Average (Weighted)</b>		\$6,482		\$6,856	5.8%		\$12,278		\$12,962	5.6%

**Undergraduate Non-Resident**

	<b>Tuition and Fees</b>					<b>Total Cost</b>				
	<u>AY09</u>		<u>AY10</u>		<u>% Change</u>	<u>AY09</u>		<u>AY10</u>		<u>% Change</u>
	<u>Rank*</u>	<u>Avg</u>	<u>Rank*</u>	<u>Avg</u>		<u>Rank*</u>	<u>Avg</u>	<u>Rank*</u>	<u>Avg</u>	
Idaho	3	\$13,843	3	\$14,381	3.9%	3	\$19,765	3	\$20,728	4.9%
Iowa	8	\$18,724	8	\$20,014	6.9%	8	\$25,637	8	\$27,207	6.1%
Minnesota	6	\$15,683	6	\$15,835	1.0%	6	\$22,029	6	\$22,406	1.7%
Montana	7	\$16,541	7	\$17,513	5.9%	7	\$22,814	7	\$24,286	6.5%
Nebraska	4	\$14,498	5	\$15,318	5.7%	5	\$20,623	5	\$21,920	6.3%
North Dakota	5	\$14,700	4	\$14,945	1.7%	4	\$20,266	4	\$20,815	2.7%
<b>South Dakota</b>	<b>1</b>	<b>\$7,735</b>	<b>1</b>	<b>\$8,236</b>	<b>6.5%</b>	<b>1</b>	<b>\$12,486</b>	<b>1</b>	<b>\$13,326</b>	<b>6.7%</b>
Wyoming	2	\$11,713	2	\$12,362	5.5%	2	\$18,801	2	\$19,720	4.9%
<b>Eight State Average (Weighted)</b>		\$15,057		\$15,588	3.5%		\$21,208		\$22,052	4.0%

\* Ranked lowest cost to highest cost

**Percent Change in Costs by State  
Academic Year 2009 to Academic Year 2010**

**Graduate Resident**

	<b>Tuition and Fees</b>					<b>Total Cost</b>				
	<u>AY09</u>		<u>AY10</u>		<u>% Change</u>	<u>AY09</u>		<u>AY10</u>		<u>% Change</u>
	<u>Rank*</u>	<u>Avg</u>	<u>Rank*</u>	<u>Avg</u>		<u>Rank*</u>	<u>Avg</u>	<u>Rank*</u>	<u>Avg</u>	
Idaho	2	\$5,421	2	\$5,735	5.8%	2	\$10,914	2	\$11,556	5.9%
Iowa	7	\$7,316	7	\$7,751	5.9%	7	\$14,240	7	\$14,937	4.9%
Minnesota	8	\$10,530	8	\$11,700	11.1%	8	\$16,824	8	\$18,256	8.5%
Montana	5	\$6,338	5	\$6,521	2.9%	6	\$12,516	6	\$13,199	5.5%
Nebraska	4	\$5,888	3	\$6,198	5.3%	4	\$12,188	5	\$12,992	6.6%
North Dakota	6	\$6,731	6	\$7,004	4.1%	5	\$12,306	4	\$12,890	4.7%
<b>South Dakota</b>	<b>3</b>	<b>\$5,827</b>	<b>4</b>	<b>\$6,253</b>	<b>7.3%</b>	<b>1</b>	<b>\$10,622</b>	<b>1</b>	<b>\$11,414</b>	<b>7.5%</b>
Wyoming	1	\$4,977	1	\$5,298	6.4%	3	\$12,065	3	\$12,656	4.9%
<b>Eight State Average (Weighted)</b>		\$7,478		\$8,324	11.3%		\$13,687		\$14,866	8.6%

**Graduate Non-Resident**

	<b>Tuition and Fees</b>					<b>Total Cost</b>				
	<u>AY09</u>		<u>AY10</u>		<u>% Change</u>	<u>AY09</u>		<u>AY10</u>		<u>% Change</u>
	<u>Rank*</u>	<u>Avg</u>	<u>Rank*</u>	<u>Avg</u>		<u>Rank*</u>	<u>Avg</u>	<u>Rank*</u>	<u>Avg</u>	
Idaho	4	\$14,819	4	\$15,402	3.9%	3	\$20,683	3	\$21,635	4.6%
Iowa	8	\$19,401	8	\$20,145	3.8%	8	\$26,337	8	\$27,346	3.8%
Minnesota	6	\$18,072	7	\$19,476	7.8%	7	\$24,914	7	\$26,506	6.4%
Montana	7	\$18,120	6	\$19,141	5.6%	6	\$24,501	6	\$26,026	6.2%
Nebraska	3	\$14,113	3	\$15,277	8.2%	4	\$20,943	4	\$22,223	6.1%
North Dakota	5	\$16,156	5	\$16,347	1.2%	5	\$21,861	5	\$22,367	2.3%
<b>South Dakota</b>	<b>1</b>	<b>\$12,134</b>	<b>1</b>	<b>\$10,025</b>	<b>-17.4%</b>	<b>1</b>	<b>\$16,889</b>	<b>1</b>	<b>\$15,164</b>	<b>-10.2%</b>
Wyoming	2	\$12,753	2	\$13,458	5.5%	2	\$19,841	2	\$20,816	4.9%
<b>Eight State Average (Weighted)</b>		\$16,569		\$17,967	8.4%		\$23,176		\$24,795	7.0%

\* Ranked lowest cost to highest cost

## **Section II**

### **Tuition and Fee Cost Comparison**

Section II compares only the tuition and mandatory fees paid by full-time students. To assure comparability, a full-time undergraduate student was defined as a student taking 32 credit hours per year using a semester-based system or 48 credit hours using a quarter-based system. A full-time graduate student was defined as a student taking 24 credit hours a year using a semester-based system or 36 credit hours a year using a quarter-based system.

Page 12 provides a complete listing of the public universities and colleges surveyed and the associated tuition and fee costs for undergraduate and graduate residents and non-residents. This table provides a summary of the information used in Section II and is not in ranked order.

Pages 13-14 provide the percent change from the prior year for the tuition and fee costs at all institutions surveyed. These pages will provide a quick comparison of tuition and fee cost increases over the past year.

Pages 15-16 show the weighted averages calculated for each state using the institutional tuition and fee costs given on page 12. This table uses the average cost for each student classification to rank the states from the least expensive to the most expensive. A weighted average cost of all institutions is also provided. Bar graphs showing the average tuition and fee cost by state for each student type are also included.

Pages 17-22 rank tuition and fee costs of the institutions by student type and institutional classification. This comparison provides a ranking from least expensive to most expensive for similarly classified institutions.

Page 23 shows the student costs for tuition and fees to attend professional programs for law and medicine. This table is not in ranked order.

## Tuition and Fee Comparison by Institution Academic Year 2009-2010

	Undergraduate		Graduate	
	Resident	Non-Resident	Resident	Non-Resident
<b>IDAHO</b>				
Boise State University	\$4,864	\$13,868	\$5,756	\$14,760
Idaho State University	\$4,968	\$14,770	\$5,848	\$15,650
Lewis-Clark State College	\$4,596	\$12,786		
University of Idaho	\$4,932	\$15,012	\$5,556	\$15,636
<b>IOWA</b>				
Iowa State University	\$6,651	\$17,871	\$7,565	\$18,665
The University of Iowa	\$6,824	\$22,198	\$7,863	\$21,467
University of Northern Iowa	\$6,636	\$14,900	\$7,596	\$16,052
<b>MINNESOTA</b>				
Bemidji State University	\$7,189	\$7,189	\$8,482	\$8,482
Metropolitan State University	\$6,003	\$11,918	\$6,874	\$13,498
Minnesota State University, Mankato	\$6,429	\$12,861	\$7,950	\$13,364
Moorhead State University	\$6,599	\$6,599	\$7,535	\$7,535
Saint Cloud State University	\$7,130	\$13,881	\$7,719	\$11,607
Southwest Minnesota State University	\$6,932	\$6,932	\$8,223	\$8,223
University of Minnesota Duluth	\$11,004	\$13,004	\$11,212	\$18,310
University of Minnesota--Crookston	\$9,988	\$9,988		
University of Minnesota--Morris	\$10,716	\$10,716		
University of Minnesota--Twin Cities	\$11,542	\$23,096	\$13,581	\$20,679
Winona State University	\$7,809	\$12,639	\$8,025	\$11,690
<b>MONTANA</b>				
Montana State University--Billings	\$5,206	\$14,648	\$6,004	\$15,446
Montana State University--Bozeman	\$5,988	\$17,651	\$6,927	\$18,590
Montana State University--Northern	\$4,817	\$15,562	\$6,140	\$16,886
Montana Tech of the University of Montana	\$6,023	\$16,837	\$6,524	\$19,520
The University of Montana	\$5,533	\$18,373	\$6,333	\$20,112
The University of Montana - Western	\$4,242	\$12,994		
<b>NEBRASKA</b>				
Chadron State College	\$5,133	\$9,053	\$4,680	\$8,412
Peru State College	\$4,884	\$4,884	\$0	\$0
University of Nebraska at Omaha	\$6,594	\$17,218	\$6,142	\$14,464
University of Nebraska--Kearney	\$5,979	\$11,059	\$5,289	\$10,096
University of Nebraska--Lincoln	\$7,237	\$19,013	\$7,113	\$17,163
Wayne State College	\$5,070	\$8,990	\$4,800	\$8,532
<b>NORTH DAKOTA</b>				
Dickinson State University	\$5,249	\$12,195		
Mayville State University	\$5,793	\$12,681		
Minot State University	\$5,390	\$5,390	\$6,785	\$6,785
North Dakota State University	\$6,455	\$15,554	\$6,805	\$16,562
University of North Dakota	\$6,727	\$15,846	\$7,140	\$16,948
Valley City State University	\$6,211	\$13,840		
<b>SOUTH DAKOTA</b>				
Black Hills State University	\$6,642	\$8,109	\$6,116	\$9,842
Dakota State University	\$7,283	\$8,750	\$6,774	\$10,500
Northern State University	\$6,467	\$7,934	\$5,986	\$9,712
South Dakota School of Mines & Technology	\$7,569	\$9,036	\$6,998	\$10,724
South Dakota State University	\$6,565	\$8,032	\$6,059	\$9,785
University of South Dakota	\$6,899	\$8,366	\$6,310	\$10,036
<b>WYOMING</b>				
University of Wyoming	\$3,914	\$12,362	\$5,298	\$13,458

**Tuition and Fee Comparison by Institution**  
**Percent Change in Cost**  
**Academic Year 2009-2010**

	Undergraduate Resident			Undergraduate Non-Resident		
	FY09	FY10	% Change	FY09	FY10	% Change
<b>IDAHO</b>						
Boise State University	\$4,632	\$4,864	5.0%	\$13,208	\$13,868	5.0%
Idaho State University	\$4,664	\$4,968	6.5%	\$13,868	\$14,770	6.5%
Lewis-Clark State College	\$4,296	\$4,596	7.0%	\$11,950	\$12,786	7.0%
University of Idaho	\$4,632	\$4,932	6.5%	\$14,712	\$15,012	2.0%
<b>IOWA</b>						
Iowa State University	\$6,360	\$6,651	4.6%	\$17,350	\$17,871	3.0%
The University of Iowa	\$6,544	\$6,824	4.3%	\$20,658	\$22,198	7.5%
University of Northern Iowa	\$5,950	\$6,636	11.5%	\$14,170	\$14,900	5.2%
<b>MINNESOTA</b>						
Bemidji State University	\$6,983	\$7,189	2.9%	\$6,983	\$7,189	2.9%
Metropolitan State University	\$5,806	\$6,003	3.4%	\$11,310	\$11,918	5.4%
Minnesota State University, Mankato	\$6,264	\$6,429	2.6%	\$12,508	\$12,861	2.8%
Moorhead State University	\$6,494	\$6,599	1.6%	\$6,494	\$6,599	1.6%
Saint Cloud State University	\$6,863	\$7,130	3.9%	\$13,193	\$13,881	5.2%
Southwest Minnesota State University	\$6,696	\$6,932	3.5%	\$6,696	\$6,932	3.5%
University of Minnesota Duluth	\$10,260	\$11,004	7.3%	\$19,905	\$13,004	-34.7%
University of Minnesota--Crookston	\$9,406	\$9,988	6.2%	\$9,406	\$9,988	6.2%
University of Minnesota--Morris	\$10,006	\$10,716	7.1%	\$10,006	\$10,716	7.1%
University of Minnesota--Twin Cities	\$10,577	\$11,542	9.1%	\$22,386	\$23,096	3.2%
Winona State University	\$7,649	\$7,809	2.1%	\$12,253	\$12,639	3.1%
<b>MONTANA</b>						
Montana State University--Billings	\$5,172	\$5,206	0.7%	\$14,086	\$14,648	4.0%
Montana State University--Bozeman	\$5,798	\$5,988	3.3%	\$16,997	\$17,651	3.8%
Montana State University--Northern	\$4,764	\$4,817	1.1%	\$14,655	\$15,562	6.2%
Montana Tech of the University of Montana	\$5,963	\$6,023	1.0%	\$16,183	\$16,837	4.0%
The University of Montana	\$5,377	\$5,533	2.9%	\$17,017	\$18,373	8.0%
The University of Montana - Western	\$4,428	\$4,242	-4.2%	\$12,740	\$12,994	2.0%
<b>NEBRASKA</b>						
Chadron State College	\$5,411	\$5,133	-5.1%	\$9,139	\$9,053	-0.9%
Peru State College	\$4,628	\$4,884	5.5%	\$8,356	\$4,884	-41.6%
University of Nebraska at Omaha	\$6,229	\$6,594	5.9%	\$16,445	\$17,218	4.7%
University of Nebraska--Kearney	\$5,757	\$5,979	3.9%	\$10,637	\$11,059	4.0%
University of Nebraska--Lincoln	\$6,950	\$7,237	4.1%	\$18,278	\$19,013	4.0%
Wayne State College	\$4,822	\$5,070	5.1%	\$8,550	\$8,990	5.1%
<b>NORTH DAKOTA</b>						
Dickinson State University	\$5,084	\$5,249	3.2%	\$11,796	\$12,195	3.4%
Mayville State University	\$5,654	\$5,793	2.5%	\$12,308	\$12,681	3.0%
Minot State University	\$5,044	\$5,390	6.9%	\$12,023	\$5,390	-55.2%
North Dakota State University	\$6,226	\$6,455	3.7%	\$15,015	\$15,554	3.6%
University of North Dakota	\$6,513	\$6,727	3.3%	\$15,325	\$15,846	3.4%
Valley City State University	\$5,780	\$6,211	7.5%	\$12,690	\$13,840	9.1%
<b>SOUTH DAKOTA</b>						
Black Hills State University	\$6,269	\$6,642	5.9%	\$7,677	\$8,109	5.6%
Dakota State University	\$6,885	\$7,283	5.8%	\$8,293	\$8,750	5.5%
Northern State University	\$6,093	\$6,467	6.1%	\$7,501	\$7,934	5.8%
South Dakota School of Mines & Technology	\$7,188	\$7,569	5.3%	\$8,596	\$9,036	5.1%
South Dakota State University	\$6,195	\$6,565	6.0%	\$7,603	\$8,032	5.6%
University of South Dakota	\$6,216	\$6,899	11.0%	\$7,624	\$8,366	9.7%
<b>WYOMING</b>						
University of Wyoming	\$3,809	\$3,914	2.8%	\$11,713	\$12,362	5.5%

**Tuition and Fee Comparison by Institution**  
**Percent Change in Cost**  
**Academic Year 2009-2010**

	Graduate Resident			Graduate Non-Resident		
	FY09	FY10	% Change	FY09	FY10	% Change
<b>IDAHO</b>						
Boise State University	\$5,504	\$5,756	4.6%	\$14,080	\$14,760	4.8%
Idaho State University	\$5,475	\$5,848	6.8%	\$14,678	\$15,650	6.6%
Lewis-Clark State College						
University of Idaho	\$5,212	\$5,556	6.6%	\$15,292	\$15,636	2.2%
<b>IOWA</b>						
Iowa State University	\$7,236	\$7,565	4.5%	\$18,120	\$18,665	3.0%
The University of Iowa	\$7,436	\$7,863	5.7%	\$20,318	\$21,467	5.7%
University of Northern Iowa	\$6,872	\$7,596	10.5%	\$15,300	\$16,052	4.9%
<b>MINNESOTA</b>						
Bemidji State University	\$8,167	\$8,482	3.9%	\$8,167	\$8,482	3.9%
Metropolitan State University	\$6,514	\$6,874	5.5%	\$12,802	\$13,498	5.4%
Minnesota State University, Mankato	\$7,606	\$7,950	4.5%	\$12,005	\$13,364	11.3%
Moorhead State University	\$7,357	\$7,535	2.4%	\$7,357	\$7,535	2.4%
Saint Cloud State University	\$7,284	\$7,719	6.0%	\$11,008	\$11,607	5.4%
Southwest Minnesota State University	\$7,756	\$8,223	6.0%	\$7,756	\$8,223	6.0%
University of Minnesota Duluth	\$12,261	\$11,212	-8.6%	\$19,359	\$18,310	-5.4%
University of Minnesota--Crookston						
University of Minnesota--Morris						
University of Minnesota--Twin Cities	\$12,219	\$13,581	11.1%	\$19,317	\$20,679	7.1%
Winona State University	\$7,670	\$8,025	4.6%	\$11,230	\$11,690	4.1%
<b>MONTANA</b>						
Montana State University--Billings	\$5,970	\$6,004	0.6%	\$14,884	\$15,446	3.8%
Montana State University--Bozeman	\$6,710	\$6,927	3.2%	\$17,909	\$18,590	3.8%
Montana State University--Northern	\$6,087	\$6,140	0.9%	\$15,733	\$16,886	7.3%
Montana Tech of the University of Montana	\$6,466	\$6,524	0.9%	\$18,762	\$19,520	4.0%
The University of Montana - Western						
The University of Montana	\$6,154	\$6,333	2.9%	\$18,621	\$20,112	8.0%
<b>NEBRASKA</b>						
Chadron State College	\$4,808	\$4,680	-2.7%	\$8,354	\$8,412	0.7%
Peru State College						
University of Nebraska--Kearney	\$5,229	\$5,289	1.1%	\$9,849	\$10,096	2.5%
University of Nebraska--Lincoln	\$6,830	\$7,113	4.1%	\$16,496	\$17,163	4.0%
University of Nebraska at Omaha	\$5,795	\$6,142	6.0%	\$13,799	\$14,464	4.8%
Wayne State College	\$4,476	\$4,800	7.2%	\$8,112	\$8,532	5.2%
<b>NORTH DAKOTA</b>						
Dickinson State University						
Mayville State University						
Minot State University	\$6,392	\$6,785	6.2%	\$15,623	\$6,785	-56.6%
North Dakota State University	\$6,607	\$6,805	3.0%	\$16,034	\$16,562	3.3%
University of North Dakota	\$6,912	\$7,140	3.3%	\$16,390	\$16,948	3.4%
Valley City State University						
<b>SOUTH DAKOTA</b>						
Black Hills State University	\$5,794	\$6,116	5.6%	\$12,047	\$9,842	-18.3%
Dakota State University	\$6,426	\$6,774	5.4%	\$12,679	\$10,500	-17.2%
Northern State University	\$5,662	\$5,986	5.7%	\$11,915	\$9,712	-18.5%
South Dakota School of Mines & Technology	\$6,670	\$6,998	4.9%	\$12,923	\$10,724	-17.0%
South Dakota State University	\$5,738	\$6,059	5.6%	\$11,992	\$9,785	-18.4%
University of South Dakota	\$5,754	\$6,310	9.7%	\$12,007	\$10,036	-16.4%
<b>WYOMING</b>						
University of Wyoming	\$4,977	\$5,298	6.4%	\$12,753	\$13,458	5.5%



**Tuition and Fee Comparison by State**  
**Ranked Lowest Cost to Highest**  
**Weighted Average Cost of Public Institutions**  
**Academic Year 2009 - 2010**

**Undergraduate Resident**

Wyoming	\$3,914
Idaho	\$4,878
Montana	\$5,590
North Dakota	\$6,197
Nebraska	\$6,552
Iowa	\$6,705
<b>South Dakota</b>	<b>\$6,783</b>
Minnesota	\$8,615

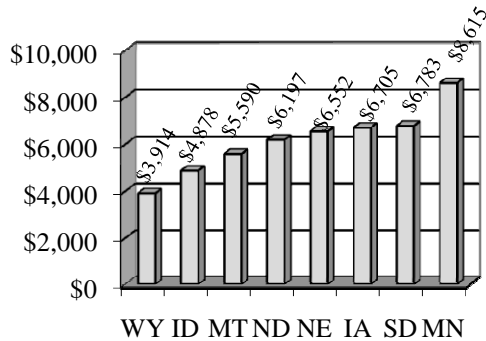
**Weighted Average Cost** **\$6,856**

**Undergraduate Non-Resident**

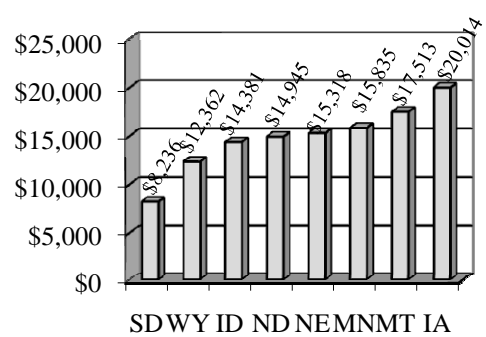
<b>South Dakota</b>	<b>\$8,236</b>
Wyoming	\$12,362
Idaho	\$14,381
North Dakota	\$14,945
Nebraska	\$15,318
Minnesota	\$15,835
Montana	\$17,513
Iowa	\$20,014

**Weighted Average Cost** **\$15,588**

**Undergraduate Resident Tuition & Fees**



**Undergraduate Non-Resident Tuition & Fees**



**Tuition and Fee Comparison by State**  
**Ranked Lowest Cost to Highest**  
**Weighted Average Cost of Public Institutions**  
**Academic Year 2009 - 2010**

**Graduate Resident**

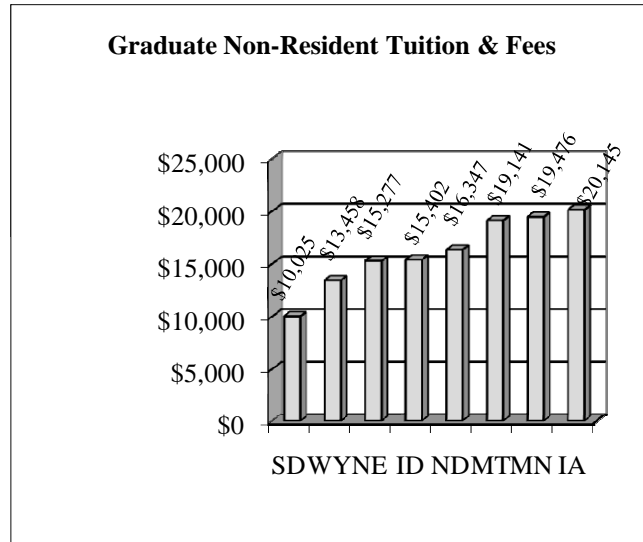

Wyoming	\$5,298
Idaho	\$5,735
Nebraska	\$6,198
South Dakota	\$6,253
Montana	\$6,521
North Dakota	\$7,004
Iowa	\$7,751
Minnesota	\$11,700

**Weighted Average Cost** **\$8,324**

**Graduate Non-Resident**

South Dakota	\$10,025
Wyoming	\$13,458
Nebraska	\$15,277
Idaho	\$15,402
North Dakota	\$16,347
Montana	\$19,141
Minnesota	\$19,476
Iowa	\$20,145

**Weighted Average Cost** **\$17,967**



**Tuition and Fee Comparison and Rank  
Baccalaureate Institutions  
Academic Year 2009-2010**

<u>State</u>	<u>Undergraduate Resident</u>	<u>Cost</u>
Montana	The University of Montana - Western	\$4,242
Idaho	Lewis-Clark State College	\$4,596
Montana	Montana State University--Northern	\$4,817
Nebraska	Peru State College	\$4,884
Nebraska	Chadron State College	\$5,133
North Dakota	Dickinson State University	\$5,249
North Dakota	Mayville State University	\$5,793
North Dakota	Valley City State University	\$6,211
South Dakota	Northern State University	\$6,467
South Dakota	Black Hills State University	\$6,642
South Dakota	Dakota State University	\$7,283
Minnesota	University of Minnesota--Crookston	\$9,988
Minnesota	University of Minnesota--Morris	\$10,716
<b>Average Weighted Tuition and Fees of Undergraduate Resident</b>		<b>\$6,313</b>

<u>State</u>	<u>Undergraduate Non-Resident</u>	<u>Cost</u>
Nebraska	Peru State College	\$4,884
South Dakota	Northern State University	\$7,934
South Dakota	Black Hills State University	\$8,109
South Dakota	Dakota State University	\$8,750
Nebraska	Chadron State College	\$9,053
Minnesota	University of Minnesota--Crookston	\$9,988
Minnesota	University of Minnesota--Morris	\$10,716
North Dakota	Dickinson State University	\$12,195
North Dakota	Mayville State University	\$12,681
Idaho	Lewis-Clark State College	\$12,786
Montana	The University of Montana - Western	\$12,994
North Dakota	Valley City State University	\$13,840
Montana	Montana State University--Northern	\$15,562
<b>Average Weighted Tuition and Fees of Undergraduate Non-Resident</b>		<b>\$10,193</b>

**Tuition and Fee Comparison and Rank  
Baccalaureate Institutions  
Academic Year 2009-2010**

<u>State</u>	<u>Graduate Resident</u>	<u>Cost</u>
Nebraska	Chadron State College	\$4,680
South Dakota	Northern State University	\$5,986
South Dakota	Black Hills State University	\$6,116
Montana	Montana State University--Northern	\$6,140
South Dakota	Dakota State University	\$6,774
<b>Average Weighted Tuition and Fees of Graduate Resident</b>		<b>\$5,850</b>

<u>State</u>	<u>Graduate Non-Resident</u>	<u>Cost</u>
Nebraska	Chadron State College	\$8,412
South Dakota	Northern State University	\$9,712
South Dakota	Black Hills State University	\$9,842
South Dakota	Dakota State University	\$10,500
Montana	Montana State University--Northern	\$16,886
<b>Average Weighted Tuition and Fees of Graduate Non-Resident</b>		<b>\$9,632</b>

**Tuition and Fee Comparison and Rank  
Masters Institutions  
Academic Year 2009-2010**

State	Undergraduate Resident	Cost
Idaho	Boise State University	\$4,864
Nebraska	Wayne State College	\$5,070
Montana	Montana State University--Billings	\$5,206
North Dakota	Minot State University	\$5,390
Nebraska	University of Nebraska--Kearney	\$5,979
Minnesota	Metropolitan State University	\$6,003
Montana	Montana Tech of the University of Montana	\$6,023
Minnesota	Minnesota State University, Mankato	\$6,429
Nebraska	University of Nebraska at Omaha	\$6,594
Minnesota	Moorhead State University	\$6,599
Iowa	University of Northern Iowa	\$6,636
Minnesota	Southwest Minnesota State University	\$6,932
Minnesota	Saint Cloud State University	\$7,130
Minnesota	Bemidji State University	\$7,189
<b>South Dakota</b>	<b>South Dakota School of Mines &amp; Technology</b>	<b>\$7,569</b>
Minnesota	Winona State University	\$7,809
Minnesota	University of Minnesota Duluth	\$11,004
<b>Average Weighted Tuition and Fees of Undergraduate Resident</b>		<b>\$6,663</b>

State	Undergraduate Non-Resident	Cost
North Dakota	Minot State University	\$5,390
Minnesota	Moorhead State University	\$6,599
Minnesota	Southwest Minnesota State University	\$6,932
Minnesota	Bemidji State University	\$7,189
Nebraska	Wayne State College	\$8,990
<b>South Dakota</b>	<b>South Dakota School of Mines &amp; Technology</b>	<b>\$9,036</b>
Nebraska	University of Nebraska--Kearney	\$11,059
Minnesota	Metropolitan State University	\$11,918
Minnesota	Winona State University	\$12,639
Minnesota	Minnesota State University, Mankato	\$12,861
Minnesota	University of Minnesota Duluth	\$13,004
Idaho	Boise State University	\$13,868
Minnesota	Saint Cloud State University	\$13,881
Montana	Montana State University--Billings	\$14,648
Iowa	University of Northern Iowa	\$14,900
Montana	Montana Tech of the University of Montana	\$16,837
Nebraska	University of Nebraska at Omaha	\$17,218
<b>Average Weighted Tuition and Fees of Undergraduate Non-Resident</b>		<b>\$11,481</b>

**Tuition and Fee Comparison and Rank  
Masters Institutions  
Academic Year 2009-2010**

State	Graduate Resident	Cost
Nebraska	Wayne State College	\$4,800
Nebraska	University of Nebraska--Kearney	\$5,289
Idaho	Boise State University	\$5,756
Montana	Montana State University--Billings	\$6,004
Nebraska	University of Nebraska at Omaha	\$6,142
Montana	Montana Tech of the University of Montana	\$6,524
North Dakota	Minot State University	\$6,785
Minnesota	Metropolitan State University	\$6,874
<b>South Dakota</b>	<b>South Dakota School of Mines &amp; Technology</b>	<b>\$6,998</b>
Minnesota	Moorhead State University	\$7,535
Iowa	University of Northern Iowa	\$7,596
Minnesota	Saint Cloud State University	\$7,719
Minnesota	Minnesota State University, Mankato	\$7,950
Minnesota	Winona State University	\$8,025
Minnesota	Southwest Minnesota State University	\$8,223
Minnesota	Bemidji State University	\$8,482
Minnesota	University of Minnesota Duluth	\$11,212
<b>Average Weighted Tuition and Fees of Graduate Resident</b>		<b>\$6,983</b>

State	Graduate Non-Resident	Cost
North Dakota	Minot State University	\$6,785
Minnesota	Moorhead State University	\$7,535
Minnesota	Southwest Minnesota State University	\$8,223
Minnesota	Bemidji State University	\$8,482
Nebraska	Wayne State College	\$8,532
Nebraska	University of Nebraska--Kearney	\$10,096
<b>South Dakota</b>	<b>South Dakota School of Mines &amp; Technology</b>	<b>\$10,724</b>
Minnesota	Saint Cloud State University	\$11,607
Minnesota	Winona State University	\$11,690
Minnesota	Minnesota State University, Mankato	\$13,364
Minnesota	Metropolitan State University	\$13,498
Nebraska	University of Nebraska at Omaha	\$14,464
Idaho	Boise State University	\$14,760
Montana	Montana State University--Billings	\$15,446
Iowa	University of Northern Iowa	\$16,052
Minnesota	University of Minnesota Duluth	\$18,310
Montana	Montana Tech of the University of Montana	\$19,520
<b>Average Weighted Tuition and Fees of Graduate Non-Resident</b>		<b>\$13,257</b>

**Tuition and Fee Comparison and Rank  
Doctoral Institutions  
Academic Year 2009-2010**

State	Undergraduate Resident	Cost
Wyoming	University of Wyoming	\$3,914
Idaho	University of Idaho	\$4,932
Idaho	Idaho State University	\$4,968
Montana	The University of Montana	\$5,533
Montana	Montana State University--Bozeman	\$5,988
North Dakota	North Dakota State University	\$6,455
<b>South Dakota</b>	<b>South Dakota State University</b>	<b>\$6,565</b>
Iowa	Iowa State University	\$6,651
North Dakota	University of North Dakota	\$6,727
Iowa	The University of Iowa	\$6,824
<b>South Dakota</b>	<b>University of South Dakota</b>	<b>\$6,899</b>
Nebraska	University of Nebraska--Lincoln	\$7,237
Minnesota	University of Minnesota--Twin Cities	\$11,542
<b>Average Weighted Tuition and Fees of Undergraduate Resident</b>		<b>\$7,110</b>

State	Undergraduate Non-Resident	Cost
<b>South Dakota</b>	<b>South Dakota State University</b>	<b>\$8,032</b>
<b>South Dakota</b>	<b>University of South Dakota</b>	<b>\$8,366</b>
Wyoming	University of Wyoming	\$12,362
Idaho	Idaho State University	\$14,770
Idaho	University of Idaho	\$15,012
North Dakota	North Dakota State University	\$15,554
North Dakota	University of North Dakota	\$15,846
Montana	Montana State University--Bozeman	\$17,651
Iowa	Iowa State University	\$17,871
Montana	The University of Montana	\$18,373
Nebraska	University of Nebraska--Lincoln	\$19,013
Iowa	The University of Iowa	\$22,198
Minnesota	University of Minnesota--Twin Cities	\$23,096
<b>Average Weighted Tuition and Fees of Undergraduate Non-Resident</b>		<b>\$17,579</b>

**Tuition and Fee Comparison and Rank  
 Doctoral Institutions  
 Academic Year 2009-2010**

State	Graduate Resident	Cost
Wyoming	University of Wyoming	\$5,298
Idaho	University of Idaho	\$5,556
Idaho	Idaho State University	\$5,848
South Dakota	South Dakota State University	\$6,059
South Dakota	University of South Dakota	\$6,310
Montana	The University of Montana	\$6,333
North Dakota	North Dakota State University	\$6,805
Montana	Montana State University--Bozeman	\$6,927
Nebraska	University of Nebraska--Lincoln	\$7,113
North Dakota	University of North Dakota	\$7,140
Iowa	Iowa State University	\$7,565
Iowa	The University of Iowa	\$7,863
Minnesota	University of Minnesota--Twin Cities	\$13,581
<b>Average Weighted Tuition and Fees of Graduate Resident</b>		<b>\$9,017</b>

State	Graduate Non-Resident	Cost
South Dakota	South Dakota State University	\$9,785
South Dakota	University of South Dakota	\$10,036
Wyoming	University of Wyoming	\$13,458
Idaho	University of Idaho	\$15,636
Idaho	Idaho State University	\$15,650
North Dakota	North Dakota State University	\$16,562
North Dakota	University of North Dakota	\$16,948
Nebraska	University of Nebraska--Lincoln	\$17,163
Montana	Montana State University--Bozeman	\$18,590
Iowa	Iowa State University	\$18,665
Montana	The University of Montana	\$20,112
Minnesota	University of Minnesota--Twin Cities	\$20,679
Iowa	The University of Iowa	\$21,467
<b>Average Weighted Tuition and Fees of Graduate Non-Resident</b>		<b>\$18,879</b>



**Tuition and Fee Comparison  
Institutions with Law and Medical Programs  
Academic Year 2009-2010**

	<b>LAW</b>		<b>MEDICINE</b>	
	<b>Resident</b>	<b>Non-Resident</b>	<b>Resident</b>	<b>Non-Resident</b>
University of Idaho	\$11,776	\$21,856		
The University of Iowa	\$21,432	\$39,138	\$27,749	\$43,563
University of Minnesota--Duluth			\$20,352	\$25,624
University of Minnesota--Twin Cities	\$27,493	\$37,785	\$20,352	\$25,624
The University of Montana	\$9,481	\$23,194		
University of Nebraska--Lincoln	\$11,916	\$25,924		
University of North Dakota	\$7,822	\$16,634	\$24,569	\$44,400
University of South Dakota	\$10,374	\$19,935	\$21,046	\$43,221
University of Wyoming	\$9,966	\$21,156	\$12,000	

## **Section III**

### **Total Cost Comparison**

Section III compares the total costs paid by full-time students. To assure comparability, a full-time undergraduate student was defined as a student taking 32 credit hours a year using a semester-based system or 48 credit hours using a quarter based system. A full-time graduate student was defined as a student taking 24 hours a year using a semester-based system or 36 hours a year using a quarter-based system. "Total Cost" includes tuition and fees and room and board costs. The room rates were based on a double occupancy room, which is the most common. The board rates were based on the meal plan that provided 15 meals per week or the next closest plan.

Page 25 provides a complete listing of the public universities and colleges surveyed and the associated cost for tuition and fees and room and board for undergraduate and graduate resident and non-resident students. This table provides a summary of the information used in Section III and is not in ranked order.

Pages 26-27 provide the percent change from the prior year for the tuition and fees and room and board costs at all institutions surveyed. These pages will provide a quick comparison of total cost increases or decreases over the past year.

Pages 28-29 show the weighted averages calculated for each state using the institutional costs given on page 25. This table uses the average cost for each student type to rank the states from the least expensive to the most expensive. A weighted average cost of all institutions is also provided. Bar graphs showing the weighted average total cost of the institutions by student type are included.

Pages 30-35 rank the total cost of the institutions by student type and institutional classification. This comparison provides a ranking with similarly classified institutions.

## Total Cost Comparison by Institution Academic Year 2009-2010

	Average # of meals*	Undergraduate		Graduate	
		Resident	Non-Resident	Resident	Non-Resident
<b>IDAHO</b>					
Boise State University	19	\$10,578	\$19,582	\$11,470	\$20,474
Idaho State University	14	\$9,818	\$19,620	\$10,698	\$20,500
Lewis-Clark State College	9	\$10,496	\$18,686		
University of Idaho	15	\$12,174	\$22,254	\$12,798	\$22,878
<b>IOWA</b>					
Iowa State University	14	\$13,766	\$24,986	\$14,680	\$25,780
The University of Iowa	14	\$14,105	\$29,479	\$15,144	\$28,748
University of Northern Iowa	14	\$13,571	\$21,835	\$14,531	\$22,987
<b>MINNESOTA</b>					
Bemidji State University	12	\$13,429	\$13,429	\$14,722	\$14,722
Metropolitan State University**					
Minnesota State University, Mankato	14	\$12,448	\$18,880	\$13,969	\$19,383
Moorhead State University	14	\$12,575	\$12,575	\$13,511	\$13,511
Saint Cloud State University	14	\$13,114	\$19,865	\$13,703	\$17,591
Southwest Minnesota State University	15	\$13,302	\$13,302	\$14,593	\$14,593
University of Minnesota Duluth		\$17,180	\$19,180	\$17,388	\$24,486
University of Minnesota--Crookston	19	\$16,242	\$16,242		
University of Minnesota--Morris	19	\$17,772	\$17,772		
University of Minnesota--Twin Cities	14	\$18,934	\$30,488	\$20,973	\$28,071
Winona State University	14	\$14,489	\$19,319	\$14,705	\$18,370
<b>MONTANA</b>					
Montana State University--Billings	15	\$10,376	\$19,818	\$11,174	\$20,616
Montana State University--Bozeman		\$13,368	\$25,031	\$14,307	\$25,970
Montana State University--Northern	19	\$10,795	\$21,540	\$12,118	\$22,864
Montana Tech of the University of Montana	15	\$12,425	\$23,239	\$12,926	\$25,922
The University of Montana	21	\$12,144	\$24,984	\$12,944	\$26,723
The University of Montana - Western	unlimited	\$9,752	\$18,504		
<b>NEBRASKA</b>					
Chadron State College	14	\$9,777	\$13,697	\$9,324	\$13,056
Peru State College	23	\$9,442	\$9,442	\$4,558	\$4,558
University of Nebraska at Omaha	10	\$13,692	\$24,316	\$13,240	\$21,562
University of Nebraska--Kearney	15	\$12,749	\$17,829	\$12,059	\$16,866
University of Nebraska--Lincoln	15	\$14,412	\$26,188	\$14,288	\$24,338
Wayne State College	15	\$10,350	\$14,270	\$10,080	\$13,812
<b>NORTH DAKOTA</b>					
Dickinson State University	15	\$9,511	\$16,457		
Mayville State University	14	\$10,281	\$17,169		
Minot State University	15	\$10,115	\$10,115	\$11,510	\$11,510
North Dakota State University	20	\$13,023	\$22,122	\$13,373	\$23,130
University of North Dakota	14	\$12,357	\$21,476	\$12,770	\$22,578
Valley City State University		\$10,489	\$18,118		
<b>SOUTH DAKOTA</b>					
Black Hills State University	15	\$11,813	\$13,280	\$11,288	\$15,014
Dakota State University	15	\$12,101	\$13,568	\$11,592	\$15,318
Northern State University	15	\$11,342	\$12,809	\$10,860	\$14,586
South Dakota School of Mines & Technology	15	\$12,171	\$13,638	\$11,600	\$15,326
South Dakota State University	15	\$11,618	\$13,085	\$11,112	\$14,838
University of South Dakota	15	\$12,337	\$13,805	\$11,748	\$15,474
<b>WYOMING</b>					
University of Wyoming	15	\$11,272	\$19,720	\$12,656	\$20,816

\*The average number of meals provided per week for the meal plan reflected in the total cost

\*\*Metropolitan State University does not have residence halls

**Total Cost Comparison by Institution**  
**Percent Change in Cost**  
**Academic Year 2009-2010**

	Undergraduate Resident			Undergraduate Non-Resident		
	AY09	AY10	% Change	AY09	AY10	% Change
<b>IDAHO</b>						
Boise State University	\$10,012	\$10,578	5.7%	\$18,588	\$19,582	5.3%
Idaho State University	\$9,484	\$9,818	3.5%	\$18,688	\$19,620	5.0%
Lewis-Clark State College	\$9,296	\$10,496	12.9%	\$16,950	\$18,686	10.2%
University of Idaho	\$11,394	\$12,174	6.8%	\$21,474	\$22,254	3.6%
<b>IOWA</b>						
Iowa State University	\$13,227	\$13,766	4.1%	\$24,217	\$24,986	3.2%
The University of Iowa	\$13,528	\$14,105	4.3%	\$27,642	\$29,479	6.6%
University of Northern Iowa	\$12,680	\$13,571	7.0%	\$20,900	\$21,835	4.5%
<b>MINNESOTA</b>						
Bemidji State University	\$12,683	\$13,429	5.9%	\$12,683	\$13,429	5.9%
Metropolitan State University**						
Minnesota State University, Mankato	\$11,996	\$12,448	3.8%	\$18,240	\$18,880	3.5%
Minnesota State University--Moorhead	\$12,176	\$12,575	3.3%	\$12,176	\$12,575	3.3%
Southwest Minnesota State University	\$12,680	\$13,302	4.9%	\$12,680	\$13,302	4.9%
Saint Cloud State University	\$12,633	\$13,114	3.8%	\$18,963	\$19,865	4.8%
University of Minnesota Duluth	\$16,338	\$17,180	5.2%	\$25,983	\$19,180	-26.2%
University of Minnesota--Crookston	\$15,383	\$16,242	5.6%	\$15,383	\$16,242	5.6%
University of Minnesota--Morris	\$16,716	\$17,772	6.3%	\$16,716	\$17,772	6.3%
University of Minnesota--Twin Cities	\$17,871	\$18,934	5.9%	\$29,680	\$30,488	2.7%
Winona State University	\$14,079	\$14,489	2.9%	\$18,683	\$19,319	3.4%
<b>MONTANA</b>						
Montana State University--Billings	\$10,170	\$10,376	2.0%	\$19,084	\$19,818	3.8%
Montana State University--Bozeman	\$12,868	\$13,368	3.9%	\$24,067	\$25,031	4.0%
Montana State University--Northern	\$10,222	\$10,795	5.6%	\$20,113	\$21,540	7.1%
Montana Tech of the University of Montana	\$12,103	\$12,425	2.7%	\$22,323	\$23,239	4.1%
The University of Montana - Western	\$9,778	\$9,752	-0.3%	\$18,090	\$18,504	2.3%
The University of Montana	\$11,235	\$12,144	8.1%	\$22,875	\$24,984	9.2%
<b>NEBRASKA</b>						
Chadron State College	\$9,833	\$9,777	-0.6%	\$13,561	\$13,697	1.0%
Peru State College	\$9,052	\$9,442	4.3%	\$12,780	\$9,442	-26.1%
University of Nebraska--Kearney	\$12,037	\$12,749	5.9%	\$16,917	\$17,829	5.4%
University of Nebraska--Lincoln	\$13,748	\$14,412	4.8%	\$25,076	\$26,188	4.4%
University of Nebraska at Omaha	\$13,207	\$13,692	3.7%	\$23,423	\$24,316	3.8%
Wayne State College	\$9,854	\$10,350	5.0%	\$13,582	\$14,270	5.1%
<b>NORTH DAKOTA</b>						
Dickinson State University	\$9,143	\$9,511	4.0%	\$15,855	\$16,457	3.8%
Mayville State University	\$9,926	\$10,281	3.6%	\$16,580	\$17,169	3.6%
Minot State University	\$9,479	\$10,115	6.7%	\$16,458	\$10,115	-38.5%
North Dakota State University	\$12,446	\$13,023	4.6%	\$21,235	\$22,122	4.2%
University of North Dakota	\$11,917	\$12,357	3.7%	\$20,729	\$21,476	3.6%
Valley City State University	\$9,856	\$10,489	6.4%	\$16,766	\$18,118	8.1%
<b>SOUTH DAKOTA</b>						
Black Hills State University	\$11,337	\$11,813	4.2%	\$12,745	\$13,280	4.2%
Dakota State University	\$11,497	\$12,101	5.3%	\$12,905	\$13,568	5.1%
Northern State University	\$10,579	\$11,342	7.2%	\$11,987	\$12,809	6.9%
South Dakota School of Mines & Technology	\$11,588	\$12,171	5.0%	\$12,996	\$13,638	4.9%
South Dakota State University	\$10,912	\$11,618	6.5%	\$12,320	\$13,085	6.2%
University of South Dakota	\$11,120	\$12,337	10.9%	\$12,528	\$13,805	10.2%
<b>WYOMING</b>						
University of Wyoming	\$10,897	\$11,272	3.4%	\$18,801	\$19,720	4.9%

\*\*Metropolitan State University does not have residence halls

**Total Cost Comparison by Institution**  
**Percent Change in Cost**  
**Academic Year 2009-2010**

	Graduate Resident			Graduate Non-Resident		
	AY09	AY10	% Change	AY09	AY10	% Change
<b>IDAHO</b>						
Boise State University	\$10,884	\$11,470	5.4%	\$19,460	\$20,474	5.2%
Idaho State University	\$10,295	\$10,698	3.9%	\$19,498	\$20,500	5.1%
Lewis-Clark State College						
University of Idaho	\$11,974	\$12,798	6.9%	\$22,054	\$22,878	3.7%
<b>IOWA</b>						
Iowa State University	\$14,103	\$14,680	4.1%	\$24,987	\$25,780	3.2%
The University of Iowa	\$14,420	\$15,144	5.0%	\$27,302	\$28,748	5.3%
University of Northern Iowa	\$13,602	\$14,531	6.8%	\$22,030	\$22,987	4.3%
<b>MINNESOTA</b>						
Bemidji State University	\$13,867	\$14,722	6.2%	\$13,867	\$14,722	6.2%
Metropolitan State University						
Minnesota State University, Mankato	\$13,338	\$13,969	4.7%	\$17,737	\$19,383	9.3%
Minnesota State University--Moorhead	\$13,039	\$13,511	3.6%	\$13,039	\$13,511	3.6%
Southwest Minnesota State University	\$13,740	\$14,593	6.2%	\$13,740	\$14,593	6.2%
Saint Cloud State University	\$13,054	\$13,703	5.0%	\$16,778	\$17,591	4.8%
University of Minnesota Duluth	\$18,339	\$17,388	-5.2%	\$25,437	\$24,486	-3.7%
University of Minnesota--Crookston						
University of Minnesota--Morris						
University of Minnesota--Twin Cities	\$19,513	\$20,973	7.5%	\$26,611	\$28,071	5.5%
Winona State University	\$14,100	\$14,705	4.3%	\$17,660	\$18,370	4.0%
<b>MONTANA</b>						
Montana State University--Billings	\$10,968	\$11,174	1.9%	\$19,882	\$20,616	3.7%
Montana State University--Bozeman	\$13,780	\$14,307	3.8%	\$24,979	\$25,970	4.0%
Montana State University--Northern	\$11,545	\$12,118	5.0%	\$21,191	\$22,864	7.9%
Montana Tech of the University of Montana	\$12,606	\$12,926	2.5%	\$24,902	\$25,922	4.1%
The University of Montana - Western						
The University of Montana	\$12,012	\$12,944	7.8%	\$24,479	\$26,723	9.2%
<b>NEBRASKA</b>						
Chadron State College	\$9,230	\$9,324	1.0%	\$12,776	\$13,056	2.2%
Peru State College						
University of Nebraska--Kearney	\$11,509	\$12,059	4.8%	\$16,129	\$16,866	4.6%
University of Nebraska--Lincoln	\$13,628	\$14,288	4.8%	\$23,294	\$24,338	4.5%
University of Nebraska at Omaha	\$12,773	\$13,240	3.7%	\$20,777	\$21,562	3.8%
Wayne State College	\$9,508	\$10,080	6.0%	\$13,144	\$13,812	5.1%
<b>NORTH DAKOTA</b>						
Dickinson State University						
Mayville State University						
Minot State University	\$10,827	\$11,510	6.3%	\$20,058	\$11,510	-42.6%
North Dakota State University	\$12,827	\$13,373	4.3%	\$22,254	\$23,130	3.9%
University of North Dakota	\$12,316	\$12,770	3.7%	\$21,794	\$22,578	3.6%
Valley City State University						
<b>SOUTH DAKOTA</b>						
Black Hills State University	\$10,862	\$11,288	3.9%	\$17,115	\$15,014	-12.3%
Dakota State University	\$11,038	\$11,592	5.0%	\$17,291	\$15,318	-11.4%
Northern State University	\$10,148	\$10,860	7.0%	\$16,401	\$14,586	-11.1%
South Dakota School of Mines & Technology	\$11,069	\$11,600	4.8%	\$17,322	\$15,326	-11.5%
South Dakota State University	\$10,455	\$11,112	6.3%	\$16,708	\$14,838	-11.2%
University of South Dakota	\$10,658	\$11,748	10.2%	\$16,911	\$15,474	-8.5%
<b>WYOMING</b>						
University of Wyoming	\$12,065	\$12,656	4.9%	\$19,841	\$20,816	4.9%

**Total Cost Comparison by State  
Ranked Lowest Cost to Highest  
Weighted Average Cost of Public Institutions  
Academic Year 2009-2010**

**Undergraduate Resident**


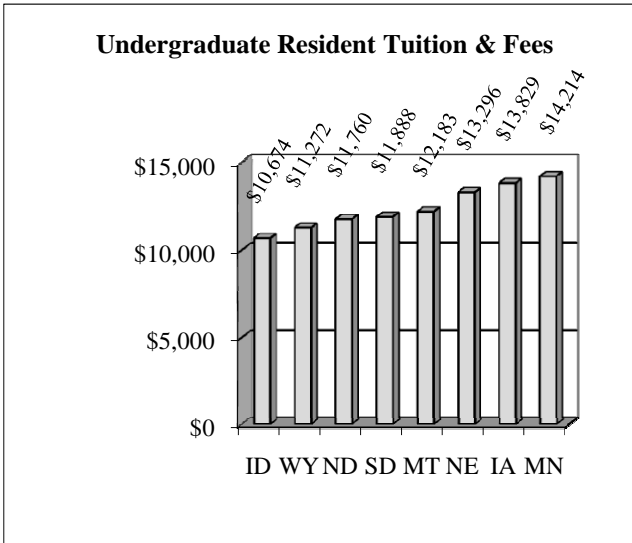
Idaho	\$10,674
Wyoming	\$11,272
North Dakota	\$11,760
South Dakota	\$11,888
Montana	\$12,183
Nebraska	\$13,296
Iowa	\$13,829
Minnesota	\$14,214

**Weighted Average Cost                      \$12,962**

**Undergraduate Non-Resident**

South Dakota	\$13,326
Wyoming	\$19,720
North Dakota	\$20,815
Idaho	\$20,728
Nebraska	\$21,920
Minnesota	\$22,406
Montana	\$24,286
Iowa	\$27,207

**Weighted Average Cost                      \$22,052**



**Total Cost Comparison by State  
Ranked Lowest Cost to Highest  
Weighted Average Cost of Public Institutions  
Academic Year 2009-2010**

**Graduate Resident**

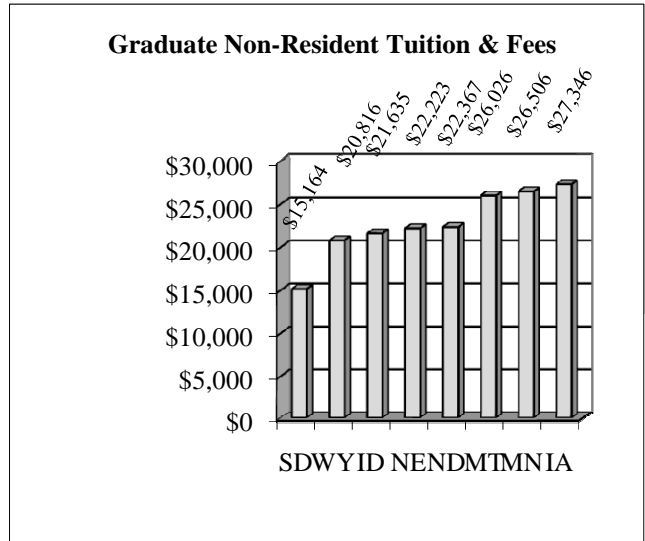
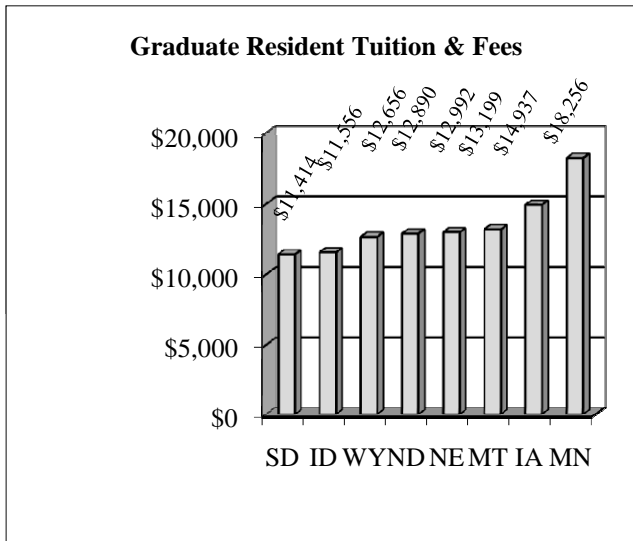
<b>South Dakota</b>	<b>\$11,414</b>
Idaho	\$11,556
Wyoming	\$12,656
North Dakota	\$12,890
Nebraska	\$12,992
Montana	\$13,199
Iowa	\$14,937
Minnesota	\$18,256

**Weighted Average Cost                      \$14,866**

**Graduate Non-Resident**

<b>South Dakota</b>	<b>\$15,164</b>
Wyoming	\$20,816
Idaho	\$21,635
Nebraska	\$22,223
North Dakota	\$22,367
Montana	\$26,026
Minnesota	\$26,506
Iowa	\$27,346

**Weighted Average Cost                      \$24,795**



**Total Cost Comparison and Rank  
Baccalaureate Institutions  
Academic Year 2009-2010**

<u>State</u>	<u>Undergraduate Resident</u>	<u>Cost</u>
Nebraska	Peru State College	\$9,442
North Dakota	Dickinson State University	\$9,511
Montana	The University of Montana - Western	\$9,752
Nebraska	Chadron State College	\$9,777
North Dakota	Mayville State University	\$10,281
North Dakota	Valley City State University	\$10,489
Idaho	Lewis-Clark State College	\$10,496
Montana	Montana State University--Northern	\$10,795
South Dakota	Northern State University	\$11,342
South Dakota	Black Hills State University	\$11,813
South Dakota	Dakota State University	\$12,101
Minnesota	University of Minnesota--Crookston	\$16,242
Minnesota	University of Minnesota--Morris	\$17,772
<b>Average Weighted Tuition and Fees of Undergraduate Resident</b>		<b>\$11,585</b>

<u>State</u>	<u>Undergraduate Non-Resident</u>	<u>Cost</u>
Nebraska	Peru State College	\$9,442
South Dakota	Northern State University	\$12,809
South Dakota	Black Hills State University	\$13,280
South Dakota	Dakota State University	\$13,568
Nebraska	Chadron State College	\$13,697
Minnesota	University of Minnesota--Crookston	\$16,242
North Dakota	Dickinson State University	\$16,457
North Dakota	Mayville State University	\$17,169
Minnesota	University of Minnesota--Morris	\$17,772
North Dakota	Valley City State University	\$18,118
Montana	The University of Montana - Western	\$18,504
Idaho	Lewis-Clark State College	\$18,686
Montana	Montana State University--Northern	\$21,540
<b>Average Weighted Tuition and Fees of Undergraduate Non-Resident</b>		<b>\$15,298</b>



**Total Cost Comparison and Rank  
Baccalaureate Institutions  
Academic Year 2009-2010**

<u>State</u>	<u>Graduate Resident</u>	<u>Cost</u>
Nebraska	Chadron State College	\$9,324
South Dakota	Northern State University	\$10,860
South Dakota	Black Hills State University	\$11,288
South Dakota	Dakota State University	\$11,592
Montana	Montana State University--Northern	\$12,118
<b>Average Weighted Tuition and Fees of Graduate Resident</b>		<b>\$10,802</b>

<u>State</u>	<u>Graduate Non-Resident</u>	<u>Cost</u>
Nebraska	Chadron State College	\$13,056
South Dakota	Northern State University	\$14,586
South Dakota	Black Hills State University	\$15,014
South Dakota	Dakota State University	\$15,318
Montana	Montana State University--Northern	\$22,864
<b>Average Weighted Tuition and Fees of Graduate Non-Resident</b>		<b>\$14,463</b>

**Total Cost Comparison and Rank  
Masters Institutions  
Academic Year 2009-2010**

State	Undergraduate Resident	Cost
North Dakota	Minot State University	\$10,115
Nebraska	Wayne State College	\$10,350
Montana	Montana State University--Billings	\$10,376
Idaho	Boise State University	\$10,578
<b>South Dakota</b>	<b>South Dakota School of Mines &amp; Technology</b>	<b>\$12,171</b>
Montana	Montana Tech of the University of Montana	\$12,425
Minnesota	Minnesota State University, Mankato	\$12,448
Minnesota	Moorhead State University	\$12,575
Nebraska	University of Nebraska--Kearney	\$12,749
Minnesota	Saint Cloud State University	\$13,114
Minnesota	Southwest Minnesota State University	\$13,302
Minnesota	Bemidji State University	\$13,429
Iowa	University of Northern Iowa	\$13,571
Nebraska	University of Nebraska at Omaha	\$13,692
Minnesota	Winona State University	\$14,489
Minnesota	University of Minnesota Duluth	\$17,180
Minnesota	Metropolitan State University	*
<b>Average Weighted Tuition and Fees of Undergraduate Resident</b>		<b>\$12,496</b>

State	Undergraduate Non-Resident	Cost
North Dakota	Minot State University	\$10,115
Minnesota	Moorhead State University	\$12,575
Minnesota	Southwest Minnesota State University	\$13,302
Minnesota	Bemidji State University	\$13,429
<b>South Dakota</b>	<b>South Dakota School of Mines &amp; Technology</b>	<b>\$13,638</b>
Nebraska	Wayne State College	\$14,270
Nebraska	University of Nebraska--Kearney	\$17,829
Minnesota	Minnesota State University, Mankato	\$18,880
Minnesota	University of Minnesota Duluth	\$19,180
Minnesota	Winona State University	\$19,319
Idaho	Boise State University	\$19,582
Montana	Montana State University--Billings	\$19,818
Minnesota	Saint Cloud State University	\$19,865
Iowa	University of Northern Iowa	\$21,835
Montana	Montana Tech of the University of Montana	\$23,239
Nebraska	University of Nebraska at Omaha	\$24,316
Minnesota	Metropolitan State University	*
<b>Average Weighted Tuition and Fees of Undergraduate Non-Resident</b>		<b>\$17,559</b>

\*Metropolitan State University does not have residence halls.

**Total Cost Comparison and Rank  
Masters Institutions  
Academic Year 2009-2010**

State	Graduate Resident	Cost
Nebraska	Wayne State College	\$10,080
Montana	Montana State University--Billings	\$11,174
Idaho	Boise State University	\$11,470
North Dakota	Minot State University	\$11,510
South Dakota	South Dakota School of Mines & Technology	\$11,600
Nebraska	University of Nebraska--Kearney	\$12,059
Montana	Montana Tech of the University of Montana	\$12,926
Nebraska	University of Nebraska at Omaha	\$13,240
Minnesota	Moorhead State University	\$13,511
Minnesota	Saint Cloud State University	\$13,703
Minnesota	Minnesota State University, Mankato	\$13,969
Iowa	University of Northern Iowa	\$14,531
Minnesota	Southwest Minnesota State University	\$14,593
Minnesota	Winona State University	\$14,705
Minnesota	Bemidji State University	\$14,722
Minnesota	University of Minnesota Duluth	\$17,388
Minnesota	Metropolitan State University	*
<b>Average Weighted Tuition and Fees of Graduate Resident</b>		<b>\$13,026</b>

State	Graduate Non-Resident	Cost
North Dakota	Minot State University	\$11,510
Minnesota	Moorhead State University	\$13,511
Nebraska	Wayne State College	\$13,812
Minnesota	Southwest Minnesota State University	\$14,593
Minnesota	Bemidji State University	\$14,722
South Dakota	South Dakota School of Mines & Technology	\$15,326
Nebraska	University of Nebraska--Kearney	\$16,866
Minnesota	Saint Cloud State University	\$17,591
Minnesota	Winona State University	\$18,370
Minnesota	Minnesota State University, Mankato	\$19,383
Idaho	Boise State University	\$20,474
Montana	Montana State University--Billings	\$20,616
Nebraska	University of Nebraska at Omaha	\$21,562
Iowa	University of Northern Iowa	\$22,987
Minnesota	University of Minnesota Duluth	\$24,486
Montana	Montana Tech of the University of Montana	\$25,922
Minnesota	Metropolitan State University	*
<b>Average Weighted Tuition and Fees of Graduate Non-Resident</b>		<b>\$19,392</b>

\*Metropolitan State University does not have residence halls.

**Total Cost Comparison and Rank  
Doctoral Institutions  
Academic Year 2009-2010**

State	Undergraduate Resident	Cost
Idaho	Idaho State University	\$9,818
Wyoming	University of Wyoming	\$11,272
<b>South Dakota</b>	<b>South Dakota State University</b>	<b>\$11,618</b>
Montana	The University of Montana	\$12,144
Idaho	University of Idaho	\$12,174
North Dakota	University of North Dakota	\$12,357
<b>South Dakota</b>	<b>University of South Dakota</b>	<b>\$12,337</b>
North Dakota	North Dakota State University	\$13,023
Montana	Montana State University--Bozeman	\$13,368
Iowa	Iowa State University	\$13,766
Iowa	The University of Iowa	\$14,105
Nebraska	University of Nebraska--Lincoln	\$14,412
Minnesota	University of Minnesota--Twin Cities	\$18,934
<b>Average Weighted Tuition and Fees of Undergraduate Resident</b>		<b>\$13,873</b>

State	Undergraduate Non-Resident	Cost
<b>South Dakota</b>	<b>South Dakota State University</b>	<b>\$13,085</b>
<b>South Dakota</b>	<b>University of South Dakota</b>	<b>\$13,805</b>
Idaho	Idaho State University	\$19,620
Wyoming	University of Wyoming	\$19,720
North Dakota	University of North Dakota	\$21,476
North Dakota	North Dakota State University	\$22,122
Idaho	University of Idaho	\$22,254
Montana	The University of Montana	\$24,984
Iowa	Iowa State University	\$24,986
Montana	Montana State University--Bozeman	\$25,031
Nebraska	University of Nebraska--Lincoln	\$26,188
Iowa	The University of Iowa	\$29,479
Minnesota	University of Minnesota--Twin Cities	\$30,488
<b>Average Weighted Tuition and Fees of Undergraduate Non-Resident</b>		<b>\$24,362</b>

**Total Cost Comparison and Rank  
Doctoral Institutions  
Academic Year 2009-2010**

State	Graduate Resident	Cost
Idaho	Idaho State University	\$10,698
South Dakota	South Dakota State University	\$11,112
South Dakota	University of South Dakota	\$11,748
Wyoming	University of Wyoming	\$12,656
North Dakota	University of North Dakota	\$12,770
Idaho	University of Idaho	\$12,798
Montana	The University of Montana	\$12,944
North Dakota	North Dakota State University	\$13,373
Nebraska	University of Nebraska--Lincoln	\$14,288
Montana	Montana State University--Bozeman	\$14,307
Iowa	Iowa State University	\$14,680
Iowa	The University of Iowa	\$15,144
Minnesota	University of Minnesota--Twin Cities	\$20,973
<b>Average Weighted Tuition and Fees of Graduate Resident</b>		<b>\$15,947</b>

State	Graduate Non-Resident	Cost
South Dakota	South Dakota State University	\$14,838
South Dakota	University of South Dakota	\$15,474
Idaho	Idaho State University	\$20,500
Wyoming	University of Wyoming	\$20,816
North Dakota	University of North Dakota	\$22,578
Idaho	University of Idaho	\$22,878
North Dakota	North Dakota State University	\$23,130
Nebraska	University of Nebraska--Lincoln	\$24,338
Iowa	Iowa State University	\$25,780
Montana	Montana State University--Bozeman	\$25,970
Montana	The University of Montana	\$26,723
Minnesota	University of Minnesota--Twin Cities	\$28,071
Iowa	The University of Iowa	\$28,748
<b>Average Weighted Tuition and Fees of Graduate Non-Resident</b>		<b>\$25,899</b>

## Section IV

### **Historic Comparison of Tuition and Fees and Total Cost by Institution**

Section IV provides a history of tuition and fees and total costs by institution for the years 2000-2001 to 2009-2010 paid by full-time students as reported by the institutions in past *Student Costs at Public Institutions*. To assure comparability, a full-time undergraduate student was defined as a student taking 32 credit hours a year using a semester-based system or 48 credit hours using a quarter based system. A full-time graduate student was defined as a student taking 24 hours a year using a semester-based system or 36 hours a year using a quarter-based system. “Total Cost” includes tuition and fees and room and board costs. The room rates were based on a double occupancy room, which is the most common. The board rates were based on the meal plan that provided 15 meals per week or the next closest plan.

**Ten-Year Percentage Change by Institution  
Tuition and Fees  
2000-2001 to 2009-2010**

	<b>Undergraduate Resident</b>										
	<b>2000- 2001</b>	<b>2001- 2002</b>	<b>2002- 2003</b>	<b>2003- 2004</b>	<b>2004- 2005</b>	<b>2005- 2006</b>	<b>2006- 2007</b>	<b>2007- 2008</b>	<b>2008- 2009</b>	<b>2009- 2010</b>	<b>Ten Year % Change</b>
<b>IDAHO</b>											
Boise State University	\$2,451	\$3,097	\$3,471	\$3,990	\$3,520	\$3,872	\$4,154	\$4,410	\$4,632	\$4,864	98.4%
Idaho State University	\$2,578	\$2,800	\$3,136	\$3,448	\$3,700	\$4,000	\$4,190	\$4,400	\$4,664	\$4,968	92.7%
Lewis-Clark State College	\$2,360	\$2,550	\$2,852	\$3,126	\$3,392	\$3,714	\$3,897	\$4,092	\$4,296	\$4,596	94.7%
University of Idaho	\$2,476	\$2,720	\$3,044	\$3,348	\$3,632	\$3,968	\$4,200	\$4,410	\$4,632	\$4,932	99.2%
<b>IOWA</b>											
Iowa State University	\$3,132	\$3,442	\$4,110	\$5,028	\$5,426	\$5,634	\$5,860	\$6,161	\$6,360	\$6,651	112.4%
The University of Iowa	\$3,204	\$3,522	\$4,191	\$4,993	\$5,396	\$5,612	\$6,135	\$6,293	\$6,544	\$6,824	113.0%
University of Northern Iowa	\$3,130	\$3,440	\$4,118	\$4,916	\$5,387	\$5,602	\$6,112	\$6,190	\$5,950	\$6,636	112.0%
<b>MINNESOTA</b>											
Bemidji State University	\$3,389	\$3,647	\$4,474	\$5,050	\$5,652	\$6,016	\$6,490	\$5,740	\$6,983	\$7,189	112.1%
Metropolitan State University*	\$3,139	\$3,316	\$3,582	\$4,092	\$4,668	\$4,977	\$5,420	\$5,646	\$5,806	\$6,003	91.2%
Minnesota State University, Mankato	\$3,078	\$3,619	\$3,981	\$4,506	\$5,098	\$5,402	\$5,840	\$6,050	\$6,264	\$6,429	108.9%
Minnesota State University--Moorhead	\$3,149	\$3,580	\$3,925	\$4,496	\$5,173	\$5,524	\$6,048	\$6,288	\$6,494	\$6,599	109.5%
Saint Cloud State University	\$3,541	\$3,774	\$4,237	\$4,850	\$5,516	\$5,650	\$6,064	\$6,314	\$6,863	\$7,130	101.4%
Southwest Minnesota State University	\$3,389	\$3,930	\$4,330	\$4,887	\$5,608	\$5,855	\$6,240	\$6,517	\$6,696	\$6,932	104.6%
University of Minnesota Duluth	\$5,315	\$6,172	\$6,395	\$7,774	\$9,520	\$9,415	\$9,946	\$9,600	\$10,260	\$11,004	107.0%
University of Minnesota--Crookston	\$5,314	\$5,911	\$6,404	\$7,105	\$7,973	\$8,510	\$8,983	\$8,821	\$9,406	\$9,988	88.0%
University of Minnesota--Morris	\$5,566	\$6,246	\$7,259	\$8,026	\$9,056	\$11,233	\$10,312	\$9,332	\$10,006	\$10,716	92.5%
University of Minnesota--Twin Cities	\$5,040	\$5,716	\$6,280	\$7,116	\$8,029	\$8,622	\$9,173	\$9,822	\$10,577	\$11,542	129.0%
Winona State University	\$3,233	\$3,715	\$4,161	\$5,704	\$6,325	\$5,673	\$7,100	\$7,324	\$7,649	\$7,809	141.5%
<b>MONTANA</b>											
Montana State University--Billings	\$3,052	\$3,429	\$3,973	\$4,180	\$4,550	\$4,854	\$5,055	\$5,132	\$5,172	\$5,206	70.6%
Montana State University--Bozeman	\$3,079	\$3,381	\$3,807	\$4,145	\$4,577	\$5,221	\$5,673	\$5,749	\$5,798	\$5,988	94.5%
Montana State University--Northern	\$2,692	\$3,040	\$3,438	\$3,808	\$4,167	\$4,468	\$4,763	\$4,764	\$4,764	\$4,817	78.9%
Montana Tech of the University of Montana	\$3,135	\$3,599	\$4,118	\$4,387	\$4,822	\$5,339	\$5,900	\$6,165	\$5,963	\$6,023	92.1%
The University of Montana	\$3,178	\$3,648	\$4,189	\$4,260	\$4,546	\$4,886	\$5,174	\$5,338	\$5,377	\$5,533	74.1%
The University of Montana - Western	\$2,794	\$3,015	\$3,241	\$3,472	\$3,730	\$3,939	\$4,174	\$4,212	\$4,428	\$4,242	51.8%
<b>NEBRASKA</b>											
Chadron State College	\$2,518	\$2,603	\$3,090	\$3,250	\$3,718	\$3,893	\$4,190	\$4,480	\$5,411	\$5,133	103.8%
Peru State College	\$2,516	\$2,684	\$3,092	\$3,488	\$3,744	\$3,876	\$4,060	\$4,332	\$4,628	\$4,884	94.1%
University of Nebraska at Omaha**	\$3,148	\$3,420	\$3,740	\$4,344	\$4,811	\$5,120	\$5,430	\$5,795	\$6,229	\$6,594	109.5%
University of Nebraska--Kearney	\$3,046	\$3,302	\$3,588	\$4,122	\$4,521	\$4,769	\$5,059	\$5,331	\$5,757	\$5,979	96.3%
University of Nebraska--Lincoln	\$3,664	\$3,992	\$4,348	\$5,031	\$5,559	\$5,846	\$6,191	\$6,558	\$6,950	\$7,237	97.5%
Wayne State College	\$2,650	\$2,880	\$3,176	\$3,616	\$3,872	\$4,010	\$4,232	\$4,558	\$4,822	\$5,070	91.3%
<b>NORTH DAKOTA</b>											
Dickinson State University	\$2,378	\$2,463	\$2,798	\$3,139	\$3,799	\$4,154	\$4,471	\$4,749	\$5,084	\$5,249	120.7%
Mayville State University	\$3,182	\$3,314	\$3,583	\$3,981	\$4,489	\$4,943	\$5,257	\$5,438	\$5,654	\$5,793	82.1%
Minot State University	\$2,453	\$2,554	\$2,805	\$3,228	\$3,712	\$4,092	\$4,492	\$4,773	\$5,044	\$5,390	119.7%
North Dakota State University	\$3,010	\$4,363	\$4,675	\$5,286	\$4,776	\$5,264	\$5,722	\$5,975	\$6,226	\$6,455	114.5%
University of North Dakota	\$3,088	\$3,262	\$3,662	\$4,156	\$4,828	\$5,282	\$5,792	\$6,131	\$6,513	\$6,727	117.8%
Valley City State University	\$3,173	\$3,306	\$3,588	\$4,026	\$4,558	\$5,160	\$5,557	\$5,846	\$5,780	\$6,211	95.7%
<b>SOUTH DAKOTA</b>											
Black Hills State University	\$3,630	\$3,871	\$4,193	\$4,549	\$4,819	\$5,070	\$5,334	\$5,803	\$6,269	\$6,642	83.0%
Dakota State University	\$3,805	\$4,026	\$4,312	\$4,670	\$5,472	\$5,716	\$6,037	\$6,404	\$6,885	\$7,283	91.4%
Northern State University	\$3,533	\$3,775	\$4,133	\$4,488	\$4,745	\$5,013	\$5,293	\$5,632	\$6,093	\$6,467	83.1%
SD School of Mines & Technology	\$3,636	\$3,849	\$4,222	\$4,579	\$4,836	\$5,074	\$6,022	\$6,388	\$7,188	\$7,569	108.2%
South Dakota State University	\$3,589	\$3,810	\$4,088	\$4,538	\$4,802	\$5,046	\$5,389	\$5,731	\$6,195	\$6,565	82.9%
University of South Dakota	\$3,678	\$3,884	\$4,131	\$4,485	\$4,749	\$5,150	\$5,410	\$5,752	\$6,216	\$6,899	87.6%
<b>WYOMING</b>											
University of Wyoming	\$2,575	\$2,807	\$2,997	\$3,258	\$3,417	\$3,610	\$3,703	\$3,742	\$3,809	\$3,914	52.0%

**Ten-Year Percentage Change by Institution  
Tuition and Fees  
2000-2001 to 2009-2010**

**Undergraduate Non-Resident**

	2000- 2001	2001- 2002	2002- 2003	2003- 2004	2004- 2005	2005- 2006	2006- 2007	2007- 2008	2008- 2009	2009- 2010	Ten Year % Change
<b>IDAHO</b>											
Boise State University	\$8,451	\$9,297	\$9,871	\$10,710	\$10,576	\$11,280	\$11,932	\$12,578	\$13,208	\$13,868	64.1%
Idaho State University	\$8,818	\$9,040	\$9,376	\$10,048	\$10,780	\$11,700	\$12,460	\$13,084	\$13,868	\$14,770	67.5%
Lewis-Clark State College	\$7,798	\$7,988	\$8,562	\$9,124	\$9,632	\$10,266	\$10,841	\$11,382	\$11,950	\$12,786	64.0%
University of Idaho	\$8,476	\$8,720	\$9,764	\$10,740	\$11,652	\$12,738	\$13,800	\$14,490	\$14,712	\$15,012	77.1%
<b>IOWA</b>											
Iowa State University	\$9,974	\$10,776	\$12,802	\$14,370	\$15,128	\$15,724	\$16,354	\$16,919	\$17,350	\$17,871	79.2%
The University of Iowa	\$10,966	\$11,950	\$13,833	\$15,285	\$16,048	\$16,998	\$18,359	\$19,465	\$20,658	\$22,198	102.4%
University of Northern Iowa	\$8,094	\$8,762	\$10,426	\$11,874	\$12,705	\$13,214	\$14,028	\$14,282	\$14,170	\$14,900	84.1%
<b>MINNESOTA</b>											
Bemidji State University	\$7,145	\$6,959	\$8,714	\$9,912	\$11,146	\$6,016	\$6,490	\$6,740	\$6,983	\$7,189	0.6%
Metropolitan State University*	\$6,691	\$7,084	\$7,628	\$8,764	\$9,084	\$9,702	\$10,572	\$11,022	\$11,310	\$11,918	78.1%
Minnesota State University, Mankato	\$7,700	\$7,037	\$7,691	\$8,775	\$9,998	\$10,750	\$11,668	\$12,112	\$12,508	\$12,861	67.0%
Minnesota State University--Moorhead	\$6,708	\$7,388	\$7,290	\$4,496	\$5,173	\$5,524	\$6,048	\$6,288	\$6,494	\$6,599	-1.6%
Southwest Minnesota State University	\$3,389	\$3,930	\$4,330	\$4,887	\$5,608	\$5,855	\$6,240	\$6,517	\$6,696	\$6,932	104.6%
Saint Cloud State University	\$7,017	\$7,598	\$8,559	\$9,820	\$11,231	\$11,594	\$12,365	\$12,866	\$13,193	\$13,881	97.8%
University of Minnesota--Crookston	\$5,314	\$5,911	\$6,404	\$7,105	\$7,973	\$8,510	\$8,983	\$8,821	\$9,406	\$9,988	88.0%
University of Minnesota Duluth	\$14,059	\$15,812	\$15,970	\$19,191	\$21,368	\$21,254	\$21,794	\$19,266	\$19,905	\$13,004	-7.5%
University of Minnesota--Morris	\$10,598	\$11,795	\$7,259	\$8,026	\$9,056	\$11,233	\$10,312	\$9,332	\$10,006	\$10,716	1.1%
University of Minnesota--Twin Cities	\$13,944	\$15,532	\$16,853	\$18,746	\$19,659	\$20,252	\$20,803	\$21,452	\$22,386	\$23,096	65.6%
Winona State University	\$7,154	\$7,425	\$8,041	\$9,650	\$10,271	\$9,619	\$9,792	\$11,794	\$12,253	\$12,639	76.7%
<b>MONTANA</b>											
Montana State University--Billings	\$8,228	\$9,265	\$10,555	\$11,540	\$12,831	\$13,094	\$13,305	\$13,708	\$14,086	\$14,648	78.0%
Montana Tech of the University of Montana	\$8,946	\$10,156	\$11,518	\$12,666	\$14,085	\$14,800	\$15,538	\$16,582	\$16,183	\$16,837	88.2%
Montana State University--Bozeman	\$9,075	\$10,147	\$11,444	\$12,707	\$14,177	\$14,945	\$15,522	\$16,274	\$16,997	\$17,651	94.5%
Montana State University--Northern	\$8,078	\$9,194	\$10,466	\$11,669	\$12,961	\$14,227	\$14,097	\$14,655	\$14,655	\$15,562	92.6%
The University of Montana	\$8,663	\$9,847	\$11,183	\$11,860	\$12,786	\$13,875	\$14,980	\$16,032	\$17,017	\$18,373	112.1%
The University of Montana - Western	\$7,885	\$8,155	\$9,883	\$10,690	\$11,555	\$11,987	\$12,446	\$12,604	\$12,740	\$12,994	64.8%
<b>NEBRASKA</b>											
Chadron State College	\$4,622	\$4,835	\$5,530	\$6,336	\$6,758	\$7,021	\$7,470	\$8,000	\$9,139	\$9,053	95.9%
Peru State College	\$4,620	\$4,916	\$5,532	\$6,272	\$6,784	\$7,004	\$7,340	\$7,852	\$8,356	\$4,884	5.7%
University of Nebraska--Kearney	\$5,126	\$5,814	\$6,612	\$7,602	\$8,417	\$8,865	\$9,403	\$9,939	\$10,637	\$11,059	115.7%
University of Nebraska--Lincoln	\$8,736	\$9,968	\$11,380	\$13,119	\$14,615	\$15,350	\$16,271	\$17,246	\$18,278	\$19,013	117.6%
University of Nebraska at Omaha**	\$7,716	\$8,804	\$10,084	\$11,640	\$12,987	\$13,704	\$14,526	\$15,435	\$16,445	\$17,218	123.1%
Wayne State College	\$4,754	\$5,112	\$5,616	\$6,400	\$6,912	\$7,138	\$7,512	\$8,078	\$8,550	\$8,990	89.1%
<b>NORTH DAKOTA</b>											
Dickinson State University	\$5,688	\$5,915	\$6,476	\$7,406	\$8,876	\$9,713	\$10,560	\$11,143	\$11,796	\$12,195	114.4%
Mayville State University	\$6,492	\$6,766	\$7,260	\$8,283	\$9,523	\$10,455	\$11,292	\$7,335	\$12,308	\$12,681	95.3%
Minot State University	\$6,033	\$6,301	\$6,719	\$7,787	\$8,989	\$9,870	\$10,818	\$11,415	\$12,023	\$5,390	-10.7%
North Dakota State University	\$7,359	\$10,495	\$11,142	\$12,799	\$11,424	\$12,545	\$13,695	\$14,346	\$15,015	\$15,554	111.4%
University of North Dakota	\$7,437	\$7,862	\$8,594	\$9,902	\$11,522	\$12,614	\$13,786	\$14,526	\$15,325	\$15,846	113.1%
Valley City State University	\$6,483	\$6,758	\$7,265	\$8,454	\$9,785	\$11,266	\$12,243	\$12,866	\$12,690	\$13,840	113.5%
<b>SOUTH DAKOTA*</b>											
Black Hills State University	\$7,846	\$8,226	\$8,726	\$9,574	\$9,986	\$10,390	\$6,605	\$7,123	\$7,677	\$8,109	3.3%
Dakota State University	\$8,021	\$8,381	\$8,844	\$9,696	\$10,638	\$11,036	\$7,307	\$7,724	\$8,293	\$8,750	9.1%
Northern State University	\$7,749	\$8,130	\$8,666	\$9,514	\$9,911	\$10,333	\$6,563	\$6,952	\$7,501	\$7,934	2.4%
South Dakota School of Mines & Technology	\$7,852	\$8,204	\$8,755	\$9,605	\$10,003	\$10,394	\$7,292	\$7,708	\$8,596	\$9,036	15.1%
South Dakota State University	\$7,805	\$8,165	\$8,621	\$9,563	\$9,968	\$10,366	\$6,659	\$7,051	\$7,603	\$8,032	2.9%
University of South Dakota	\$7,894	\$8,240	\$8,663	\$9,510	\$9,915	\$10,470	\$6,680	\$7,072	\$7,624	\$8,366	6.0%
<b>WYOMING</b>											
University of Wyoming	\$7,693	\$8,279	\$8,661	\$9,498	\$9,849	\$10,426	\$10,679	\$11,038	\$11,713	\$12,362	60.7%

\*\*\* A new tuition rate in South Dakota beginning in 2006-2007 allows incoming Undergraduate Non-Resident Students to attend at 150% of the Undergraduate Resident Rate.



**Ten-Year Percentage Change by Institution  
Tuition and Fees  
2000-2001 to 2009-2010**

**Graduate Resident**

	2000- 2001	2001- 2002	2002- 2003	2003- 2004	2004- 2005	2005- 2006	2006- 2007	2007- 2008	2008- 2009	2009- 2010	Ten Year % Change
<b>IDAHO</b>											
Boise State University	\$3,049	\$3,695	\$4,117	\$4,668	\$4,232	\$4,624	\$4,944	\$5,240	\$5,504	\$5,756	88.8%
Idaho State University	\$3,178	\$3,432	\$3,768	\$4,108	\$4,380	\$4,740	\$4,930	\$5,160	\$5,475	\$5,848	84.0%
Lewis-Clark State College											
University of Idaho	\$3,016	\$3,260	\$3,584	\$3,888	\$4,172	\$4,508	\$4,740	\$4,950	\$5,212	\$5,556	84.2%
<b>IOWA</b>											
Iowa State University	\$3,678	\$4,028	\$4,770	\$5,686	\$6,172	\$6,410	\$6,666	\$7,009	\$7,236	\$7,565	105.7%
The University of Iowa	\$3,750	\$4,108	\$4,887	\$5,689	\$6,182	\$6,424	\$6,959	\$7,158	\$7,436	\$7,863	109.7%
University of Northern Iowa	\$3,676	\$4,028	\$4,814	\$5,612	\$6,173	\$6,420	\$6,962	\$7,084	\$6,872	\$7,596	106.6%
<b>MINNESOTA</b>											
Bemidji State University	\$3,980	\$4,237	\$5,241	\$5,923	\$6,630	\$7,058	\$7,606	\$7,890	\$8,167	\$8,482	113.1%
Metropolitan State University*	\$3,530	\$3,681	\$3,969	\$4,536	\$5,184	\$5,536	\$6,057	\$6,322	\$6,514	\$6,874	94.7%
Minnesota State University, Mankato	\$3,656	\$4,339	\$4,781	\$5,434	\$6,156	\$6,552	\$7,094	\$7,354	\$7,606	\$7,950	117.5%
Minnesota State University--Moorhead	\$3,594	\$4,052	\$4,443	\$5,093	\$5,860	\$6,259	\$6,853	\$7,125	\$7,357	\$7,535	109.7%
Southwest Minnesota State University	\$3,851	\$4,400	\$4,861	\$5,509	\$6,318	\$6,772	\$7,231	\$7,548	\$7,756	\$8,223	113.5%
Saint Cloud State University	\$3,971	\$4,212	\$4,738	\$5,433	\$6,191	\$6,378	\$6,815	\$7,092	\$7,284	\$7,719	94.4%
University of Minnesota--Crookston											
University of Minnesota Duluth	\$5,872	\$6,787	\$7,176	\$8,688	\$18,708	\$10,442	\$11,378	\$11,452	\$12,261	\$11,212	90.9%
University of Minnesota--Morris											
University of Minnesota--Twin Cities	\$3,865	\$6,547	\$7,662	\$8,517	\$9,525	\$9,655	\$10,887	\$11,388	\$12,219	\$13,581	251.4%
Winona State University		\$4,328	\$4,843	\$5,581	\$6,335	\$6,673	\$7,256	\$7,465	\$7,670	\$8,025	85.4%
<b>MONTANA</b>											
Montana State University--Billings	\$3,494	\$3,930	\$4,540	\$4,812	\$5,259	\$5,606	\$5,853	\$5,930	\$5,970	\$6,004	71.8%
Montana Tech of the University of Montana	\$3,368	\$3,917	\$4,402	\$4,741	\$5,217	\$5,794	\$6,408	\$6,436	\$6,466	\$6,524	93.7%
Montana State University--Bozeman	\$3,533	\$3,894	\$4,388	\$4,797	\$5,309	\$6,041	\$6,585	\$6,661	\$6,710	\$6,927	96.1%
Montana State University--Northern	\$3,308	\$3,721	\$4,290	\$4,763	\$5,237	\$5,650	\$6,078	\$6,087	\$6,087	\$6,140	85.6%
The University of Montana	\$3,622	\$4,150	\$4,706	\$4,877	\$4,968	\$5,607	\$5,951	\$6,115	\$6,154	\$6,333	74.8%
The University of Montana - Western											
<b>NEBRASKA</b>											
Chadron State College	\$2,314	\$2,405	\$3,256	\$3,002	\$3,434	\$3,590	\$3,844	\$4,117	\$4,808	\$4,680	102.2%
Peru State College	\$2,338	\$2,482	\$2,828	\$3,184	\$3,430	\$3,548	\$3,716	\$3,974	\$4,238	\$0	
University of Nebraska--Kearney	\$2,778	\$3,014	\$3,282	\$3,766	\$4,141	\$4,363	\$4,627	\$4,873	\$5,229	\$5,289	90.4%
University of Nebraska--Lincoln	\$3,612	\$3,938	\$4,290	\$4,949	\$5,467	\$5,747	\$6,089	\$6,450	\$6,830	\$7,113	96.9%
University of Nebraska at Omaha**	\$2,932	\$3,184	\$3,484	\$4,032	\$4,471	\$4,754	\$5,046	\$5,389	\$5,795	\$6,142	109.5%
Wayne State College	\$2,502	\$2,730	\$3,000	\$3,432	\$3,678	\$3,804	\$4,008	\$4,320	\$4,476	\$4,800	91.8%
<b>NORTH DAKOTA</b>											
Dickinson State University											
Mayville State University											
Minot State University	\$3,123	\$3,274	\$3,575	\$4,110	\$4,732	\$5,210	\$5,715	\$6,057	\$6,392	\$6,785	117.3%
North Dakota State University	\$3,220	\$4,643	\$3,716	\$4,209	\$5,021	\$5,580	\$6,068	\$6,338	\$6,607	\$6,805	111.3%
University of North Dakota	\$3,298	\$3,472	\$3,886	\$4,418	\$5,132	\$5,614	\$6,154	\$6,511	\$6,912	\$7,140	116.5%
Valley City State University											
<b>SOUTH DAKOTA</b>											
Black Hills State University	\$3,474	\$3,679	\$3,952	\$4,307	\$4,535	\$4,750	\$4,986	\$5,376	\$5,794	\$6,116	76.1%
Dakota State University	\$3,605	\$3,796	\$4,041	\$4,398	\$5,162	\$5,374	\$5,673	\$5,992	\$6,426	\$6,774	87.9%
Northern State University	\$3,401	\$3,607	\$3,907	\$4,261	\$4,479	\$4,706	\$4,955	\$5,248	\$5,662	\$5,986	76.0%
South Dakota School of Mines & Technology	\$3,478	\$3,663	\$3,974	\$4,330	\$4,548	\$4,752	\$5,676	\$5,996	\$6,670	\$6,998	101.2%
South Dakota State University	\$3,443	\$3,634	\$3,874	\$4,298	\$4,522	\$4,732	\$5,027	\$5,322	\$5,738	\$6,059	76.0%
University of South Dakota	\$3,510	\$3,690	\$3,906	\$4,259	\$4,482	\$4,810	\$5,042	\$5,338	\$5,754	\$6,310	79.8%
<b>WYOMING</b>											
University of Wyoming	\$3,117	\$3,387	\$3,585	\$3,978	\$4,161	\$4,386	\$4,511	\$4,670	\$4,977	\$5,298	70.0%

**Ten-Year Percentage Change by Institution  
Tuition and Fees  
2000-2001 to 2009-2010**

	<b>Graduate Non-Resident</b>										
	<b>2000- 2001</b>	<b>2001- 2002</b>	<b>2002- 2003</b>	<b>2003- 2004</b>	<b>2004- 2005</b>	<b>2005- 2006</b>	<b>2006- 2007</b>	<b>2007- 2008</b>	<b>2008- 2009</b>	<b>2009- 2010</b>	<b>Ten Year % Change</b>
<b>IDAHO</b>											
Boise State University	\$9,049	\$9,895	\$10,517	\$11,388	\$11,288	\$12,032	\$12,722	\$13,408	\$14,080	\$14,760	63.1%
Idaho State University	\$9,418	\$9,672	\$10,008	\$10,708	\$11,460	\$12,440	\$13,200	\$13,844	\$14,678	\$15,650	66.2%
Lewis-Clark State College University of Idaho	\$9,016	\$9,260	\$10,304	\$11,280	\$12,192	\$13,278	\$14,340	\$15,030	\$15,292	\$15,636	73.4%
<b>IOWA</b>											
Iowa State University	\$10,390	\$11,224	\$13,296	\$14,862	\$15,798	\$16,422	\$17,080	\$17,669	\$18,120	\$18,665	79.6%
The University of Iowa	\$11,420	\$12,330	\$14,271	\$15,723	\$16,666	\$17,328	\$18,353	\$19,144	\$20,318	\$21,467	88.0%
University of Northern Iowa	\$8,733	\$9,446	\$11,238	\$12,686	\$13,697	\$14,244	\$15,100	\$15,392	\$15,300	\$16,052	83.8%
<b>MINNESOTA</b>											
Bemidji State University	\$6,049	\$6,309	\$7,893	\$8,971	\$10,086	\$7,058	\$7,606	\$7,890	\$8,167	\$8,482	40.2%
Metropolitan State University*	\$5,474	\$5,745	\$6,201	\$7,104	\$8,832	\$10,170	\$11,913	\$12,418	\$12,802	\$13,498	146.6%
Minnesota State University, Mankato	\$5,558	\$6,527	\$7,166	\$8,140	\$9,268	\$10,320	\$11,200	\$11,625	\$12,005	\$13,364	140.4%
Minnesota State University--Moorhead	\$5,530	\$6,124	\$8,330	\$5,093	\$5,860	\$6,259	\$6,853	\$7,125	\$7,357	\$7,535	36.3%
Southwest Minnesota State University	\$3,851	\$4,400	\$4,861	\$5,509	\$6,318	\$6,772	\$7,231	\$7,548	\$7,756	\$8,223	113.5%
Saint Cloud State University	\$5,958	\$6,323	\$7,123	\$8,175	\$9,344	\$9,658	\$10,292	\$10,707	\$11,008	\$11,607	94.8%
University of Minnesota--Crookston											
University of Minnesota Duluth	\$10,999	\$12,440	\$13,733	\$15,788	\$32,908	\$17,542	\$18,476	\$18,550	\$19,359	\$18,310	66.5%
University of Minnesota--Morris											
University of Minnesota--Twin Cities	\$10,920	\$12,200	\$14,219	\$15,616	\$16,624	\$17,330	\$17,985	\$18,486	\$19,317	\$20,679	89.4%
Winona State University	\$5,882	\$6,467	\$7,001	\$8,058	\$9,182	\$9,711	\$10,576	\$10,921	\$11,230	\$11,690	98.7%
<b>MONTANA</b>											
Montana State University--Billings	\$8,670	\$9,765	\$11,122	\$12,820	\$13,541	\$13,846	\$14,103	\$14,506	\$14,884	\$15,446	78.2%
Montana Tech of the University of Montana	\$10,327	\$11,771	\$13,267	\$14,662	\$16,320	\$17,153	\$18,002	\$18,376	\$18,762	\$19,520	89.0%
Montana State University--Bozeman	\$9,530	\$10,661	\$12,025	\$13,359	\$14,909	\$15,766	\$16,434	\$17,186	\$17,909	\$18,590	95.1%
Montana State University--Northern	\$8,694	\$9,795	\$11,146	\$12,429	\$13,813	\$14,485	\$15,182	\$15,733	\$15,733	\$16,886	94.2%
The University of Montana	\$9,464	\$10,742	\$12,146	\$12,961	\$13,733	\$15,174	\$16,393	\$17,537	\$18,621	\$20,112	112.5%
The University of Montana - Western											
<b>NEBRASKA</b>											
Chadron State College	\$4,294	\$4,511	\$5,560	\$6,656	\$6,320	\$6,560	\$6,958	\$7,465	\$8,354	\$8,412	95.9%
Peru State College	\$4,318	\$4,588	\$5,132	\$5,824	\$6,316	\$6,518	\$6,830	\$7,322	\$7,784	\$0	
University of Nebraska--Kearney	\$4,758	\$5,402	\$6,150	\$7,066	\$7,837	\$8,245	\$8,743	\$9,235	\$9,849	\$10,096	112.2%
University of Nebraska--Lincoln	\$7,908	\$9,020	\$10,290	\$11,849	\$13,195	\$13,859	\$14,687	\$15,570	\$16,496	\$17,163	117.0%
University of Nebraska at Omaha**	\$6,472	\$7,384	\$8,452	\$9,744	\$10,867	\$11,468	\$12,162	\$12,937	\$13,799	\$14,464	123.5%
Wayne State College	\$4,482	\$4,836	\$5,304	\$6,072	\$6,564	\$6,774	\$7,122	\$7,668	\$8,112	\$8,532	90.4%
<b>NORTH DAKOTA</b>											
Dickinson State University											
Mayville State University											
Minot State University	\$7,822	\$8,224	\$8,775	\$10,142	\$11,712	\$12,855	\$14,086	\$14,846	\$15,623	\$6,785	-13.3%
North Dakota State University	\$7,919	\$11,243	\$8,916	\$10,251	\$12,151	\$13,389	\$14,619	\$15,316	\$16,034	\$16,562	109.1%
University of North Dakota	\$7,997	\$8,422	\$9,196	\$10,604	\$12,338	\$13,502	\$14,752	\$15,538	\$16,390	\$16,948	111.9%
Valley City State University											
<b>SOUTH DAKOTA</b>											
Black Hills State University	\$7,763	\$8,109	\$8,563	\$9,420	\$9,792	\$10,165	\$10,618	\$11,233	\$12,047	\$9,842	26.8%
Dakota State University	\$7,894	\$8,225	\$8,652	\$9,511	\$10,419	\$10,790	\$11,304	\$11,850	\$12,679	\$10,500	33.0%
Northern State University	\$7,690	\$8,037	\$8,518	\$9,374	\$9,736	\$10,122	\$10,586	\$11,105	\$11,915	\$9,712	26.3%
South Dakota School of Mines & Technology	\$7,767	\$8,093	\$8,585	\$9,443	\$9,805	\$10,168	\$11,308	\$11,853	\$12,923	\$10,724	38.1%
South Dakota State University	\$7,732	\$8,063	\$8,484	\$9,412	\$9,779	\$10,147	\$10,658	\$11,179	\$11,992	\$9,785	26.5%
University of South Dakota	\$7,799	\$8,119	\$8,516	\$9,372	\$9,739	\$10,225	\$10,674	\$11,195	\$12,007	\$10,036	28.7%
<b>WYOMING</b>											
University of Wyoming	\$8,199	\$8,859	\$9,273	\$10,362	\$10,737	\$11,370	\$11,639	\$12,014	\$12,753	\$13,458	64.1%

**Ten-Year Percentage Change by Institution**  
**Total Cost**  
**2000-2001 to 2009-2010**

**Undergraduate Resident**

	2000- 2001	2001- 2002	2002- 2003	2003- 2004	2004- 2005	2005- 2006	2006- 2007	2007- 2008	2008- 2009	2009- 2010	Ten Year % Change
<b>IDAHO</b>											
Boise State University	\$5,846	\$6,966	\$7,518	\$8,361	\$8,199	\$8,551	\$9,173	\$9,659	\$10,012	\$10,578	86.8%
Idaho State University	\$6,298	\$6,680	\$7,436	\$8,128	\$8,550	\$9,030	\$9,140	\$9,350	\$9,484	\$9,818	83.0%
Lewis-Clark State College	\$5,720	\$6,060	\$6,502	\$7,023	\$7,387	\$7,914	\$8,607	\$9,092	\$9,296	\$10,496	99.2%
University of Idaho	\$6,636	\$7,026	\$8,017	\$8,516	\$8,666	\$9,672	\$9,896	\$10,834	\$11,394	\$12,174	111.1%
<b>IOWA</b>											
Iowa State University	\$7,490	\$8,032	\$9,050	\$10,668	\$11,280	\$11,722	\$12,080	\$12,757	\$13,227	\$13,766	117.0%
The University of Iowa	\$7,702	\$8,205	\$9,546	\$10,694	\$11,178	\$12,172	\$12,409	\$12,883	\$13,528	\$14,105	114.2%
University of Northern Iowa	\$7,291	\$7,850	\$8,770	\$9,946	\$10,393	\$11,121	\$11,852	\$12,113	\$12,680	\$13,571	118.4%
<b>MINNESOTA</b>											
Bemidji State University	\$5,315	\$7,799	\$8,858	\$9,734	\$10,664	\$11,182	\$12,118	\$12,614	\$12,683	\$13,429	123.1%
Metropolitan State University*											
Minnesota State University, Mankato	\$6,422	\$7,116	\$10,418	\$8,667	\$9,813	\$10,272	\$10,930	\$11,405	\$11,996	\$12,448	111.6%
Minnesota State University--Moorhead	\$6,499	\$7,138	\$7,933	\$8,664	\$9,543	\$10,328	\$11,266	\$11,732	\$12,176	\$12,575	109.3%
Saint Cloud State University	\$6,799	\$7,104	\$7,805	\$8,486	\$9,604	\$10,248	\$11,180	\$11,890	\$12,633	\$13,114	127.4%
Southwest Minnesota State University	\$6,959	\$7,810	\$8,578	\$9,379	\$10,414	\$10,975	\$11,600	\$12,133	\$12,680	\$13,302	120.0%
University of Minnesota Duluth	\$9,653	\$10,792	\$11,355	\$12,874	\$14,802	\$14,961	\$15,668	\$15,504	\$16,338	\$17,180	105.0%
University of Minnesota--Crookston	\$9,100	\$8,094	\$10,914	\$11,789	\$12,773	\$13,575	\$14,471	\$14,443	\$15,383	\$16,242	118.8%
University of Minnesota--Morris	\$9,668	\$10,666	\$11,839	\$12,826	\$14,306	\$16,983	\$16,462	\$15,702	\$16,716	\$17,772	106.7%
University of Minnesota--Twin Cities	\$9,954	\$11,098	\$12,068	\$13,160	\$14,487	\$15,344	\$15,997	\$16,884	\$17,871	\$18,934	114.3%
Winona State University	\$7,193	\$7,435	\$8,261	\$10,304	\$11,285	\$11,143	\$12,790	\$13,434	\$14,079	\$14,489	135.2%
<b>MONTANA</b>											
Montana State University--Billings	\$6,592	\$7,359	\$7,953	\$8,060	\$8,430	\$8,974	\$9,345	\$9,878	\$10,170	\$10,376	78.7%
Montana State University--Bozeman	\$7,729	\$8,127	\$8,781	\$9,311	\$10,077	\$11,371	\$12,123	\$12,529	\$12,868	\$13,368	93.4%
Montana State University--Northern	\$6,492	\$6,940	\$7,588	\$8,018	\$8,507	\$9,366	\$9,905	\$10,442	\$10,222	\$10,795	76.0%
Montana Tech of the University of Montana	\$7,257	\$7,741	\$8,658	\$9,137	\$9,750	\$10,651	\$11,450	\$11,903	\$12,103	\$12,425	96.6%
The University of Montana	\$7,858	\$8,166	\$8,893	\$9,552	\$9,560	\$10,102	\$10,614	\$10,964	\$11,235	\$12,144	82.8%
The University of Montana - Western	\$6,514	\$6,985	\$7,281	\$8,002	\$8,260	\$8,679	\$9,094	\$9,352	\$9,778	\$9,752	60.7%
<b>NEBRASKA</b>											
Chadron State College	\$5,818	\$6,033	\$6,640	\$6,905	\$7,490	\$7,767	\$8,240	\$8,692	\$9,833	\$9,777	83.0%
Peru State College	\$6,042	\$6,480	\$7,102	\$8,058	\$8,040	\$8,172	\$8,484	\$8,756	\$9,052	\$9,442	81.8%
University of Nebraska at Omaha**										\$13,692	
University of Nebraska--Kearney	\$6,636	\$7,174	\$7,712	\$8,524	\$9,473	\$10,055	\$10,703	\$11,285	\$12,037	\$12,749	135.4%
University of Nebraska--Lincoln	\$7,889	\$8,472	\$9,138	\$10,150	\$11,029	\$11,622	\$12,289	\$12,996	\$13,748	\$14,412	117.7%
Wayne State College	\$5,910	\$6,400	\$6,866	\$7,466	\$7,922	\$8,240	\$8,632	\$9,338	\$9,854	\$10,350	98.7%
<b>NORTH DAKOTA</b>											
Dickinson State University	\$5,094	\$5,335	\$5,838	\$6,319	\$7,139	\$7,662	\$8,153	\$8,615	\$9,143	\$9,511	111.0%
Mayville State University	\$6,208	\$6,440	\$6,833	\$7,325	\$7,997	\$8,667	\$9,141	\$9,510	\$9,926	\$10,281	81.1%
Minot State University	\$5,246	\$5,466	\$5,829	\$6,388	\$7,044	\$7,654	\$8,576	\$9,084	\$9,479	\$10,115	125.8%
North Dakota State University	\$6,552	\$8,095	\$8,850	\$9,757	\$9,503	\$10,394	\$11,199	\$11,795	\$12,446	\$13,023	132.6%
University of North Dakota	\$6,650	\$7,015	\$7,595	\$8,276	\$9,226	\$10,009	\$10,815	\$11,270	\$11,917	\$12,357	121.2%
Valley City State University	\$5,859	\$6,326	\$6,728	\$7,270	\$7,937	\$8,705	\$9,273	\$9,726	\$9,856	\$10,489	97.4%
<b>SOUTH DAKOTA</b>											
Black Hills State University	\$6,513	\$7,150	\$7,584	\$8,014	\$8,559	\$9,031	\$9,635	\$10,398	\$11,337	\$11,813	116.7%
Dakota State University	\$6,645	\$6,950	\$7,334	\$7,759	\$8,892	\$9,381	\$9,900	\$10,711	\$11,497	\$12,101	111.5%
Northern State University	\$6,197	\$6,515	\$6,980	\$7,398	\$8,222	\$8,834	\$9,317	\$9,958	\$10,579	\$11,342	121.9%
SD School of Mines & Technology	\$6,860	\$7,221	\$7,707	\$8,140	\$8,801	\$8,977	\$10,135	\$10,671	\$11,588	\$12,171	105.6%
South Dakota State University	\$6,559	\$7,072	\$7,461	\$8,285	\$9,278	\$9,187	\$9,756	\$10,285	\$10,912	\$11,618	111.0%
University of South Dakota	\$6,715	\$7,092	\$7,451	\$7,989	\$8,950	\$9,390	\$9,878	\$10,412	\$11,120	\$12,337	108.5%
<b>WYOMING</b>											
University of Wyoming	\$6,801	\$7,199	\$7,737	\$8,394	\$8,935	\$9,349	\$10,013	\$10,432	\$10,897	\$11,272	80.5%

\*Metropolitan State University does not have residence halls.

\*\* University of Nebraska at Omaha does not have a comparable meal plan in prior years

**Ten-Year Percentage Change by Institution**  
**Total Cost**  
**2000-2001 to 2009-2010**

**Undergraduate Non-Resident**

	2000- 2001	2001- 2002	2002- 2003	2003- 2004	2004- 2005	2005- 2006	2006- 2007	2007- 2008	2008- 2009	2009- 2010	Ten Year % Change
<b>IDAHO</b>											
Boise State University	\$11,846	\$13,166	\$13,918	\$15,081	\$15,255	\$15,959	\$16,951	\$17,827	\$18,588	\$19,582	111.7%
Idaho State University	\$12,538	\$12,920	\$13,676	\$14,728	\$15,630	\$16,730	\$17,410	\$18,034	\$18,688	\$19,620	73.0%
Lewis-Clark State College	\$11,158	\$11,498	\$12,212	\$13,021	\$13,627	\$14,466	\$15,551	\$16,382	\$16,950	\$18,686	123.5%
University of Idaho	\$12,636	\$13,026	\$14,737	\$15,908	\$16,686	\$18,442	\$19,496	\$20,914	\$21,474	\$22,254	92.4%
<b>IOWA</b>											
Iowa State University	\$14,332	\$15,366	\$17,742	\$20,010	\$20,982	\$21,812	\$22,574	\$23,515	\$24,217	\$24,986	101.7%
The University of Iowa	\$15,464	\$16,633	\$19,188	\$20,986	\$21,830	\$23,558	\$24,633	\$26,055	\$27,642	\$29,479	119.3%
University of Northern Iowa	\$12,255	\$13,172	\$15,078	\$16,904	\$17,711	\$18,733	\$19,768	\$20,205	\$20,900	\$21,835	106.0%
<b>MINNESOTA</b>											
Bemidji State University	\$9,071	\$11,111	\$13,098	\$14,596	\$16,158	\$11,182	\$12,118	\$12,614	\$12,683	\$13,429	45.6%
Metropolitan State University*											
Minnesota State University, Mankato	\$11,044	\$10,534	\$14,128	\$12,936	\$14,713	\$15,620	\$16,758	\$17,467	\$18,240	\$18,880	108.2%
Minnesota State University--Moorhead	\$10,058	\$10,946	\$11,298	\$8,664	\$9,543	\$10,328	\$11,266	\$11,732	\$12,176	\$12,575	36.2%
Southwest Minnesota State University	\$6,959	\$7,810	\$8,578	\$9,379	\$10,414	\$10,975	\$11,600	\$12,133	\$12,680	\$13,302	43.5%
Saint Cloud State University	\$10,275	\$10,928	\$12,127	\$13,456	\$15,319	\$16,192	\$17,481	\$18,442	\$18,963	\$19,865	126.0%
University of Minnesota--Crookston	\$9,100	\$8,094	\$10,914	\$11,789	\$12,773	\$13,575	\$14,471	\$14,443	\$15,383	\$16,242	14.2%
University of Minnesota Duluth	\$18,397	\$20,432	\$20,930	\$24,291	\$26,650	\$26,800	\$27,516	\$25,170	\$25,983	\$19,180	22.0%
University of Minnesota--Morris	\$14,700	\$16,215	\$11,839	\$12,826	\$14,306	\$16,983	\$16,462	\$15,702	\$16,716	\$17,772	5.6%
University of Minnesota--Twin Cities	\$18,858	\$20,914	\$22,641	\$24,790	\$26,117	\$26,974	\$27,627	\$28,514	\$29,680	\$30,488	82.2%
Winona State University	\$11,114	\$11,145	\$12,141	\$14,250	\$15,231	\$15,089	\$15,482	\$17,904	\$18,683	\$19,319	105.8%
<b>MONTANA</b>											
Montana State University--Billings	\$11,768	\$13,195	\$14,535	\$15,420	\$16,711	\$17,214	\$17,595	\$18,454	\$19,084	\$19,818	93.1%
Montana Tech of the University of Montana	\$13,068	\$14,298	\$16,058	\$17,416	\$19,013	\$20,112	\$21,088	\$22,320	\$22,323	\$23,239	105.8%
Montana State University--Bozeman	\$13,725	\$14,893	\$16,418	\$17,873	\$19,677	\$21,095	\$21,972	\$23,054	\$24,067	\$25,031	108.4%
Montana State University--Northern	\$11,878	\$13,094	\$14,616	\$15,879	\$17,301	\$19,125	\$19,239	\$20,333	\$20,113	\$21,540	100.3%
The University of Montana	\$13,343	\$14,365	\$15,887	\$17,152	\$17,800	\$19,091	\$20,420	\$21,658	\$22,875	\$24,984	120.2%
The University of Montana - Western	\$11,605	\$12,125	\$13,923	\$15,220	\$16,085	\$16,727	\$17,366	\$17,744	\$18,090	\$18,504	78.7%
<b>NEBRASKA</b>											
Chadron State College	\$7,922	\$8,265	\$9,080	\$9,991	\$10,530	\$10,895	\$11,520	\$12,212	\$13,561	\$13,697	90.5%
Peru State College	\$8,146	\$8,712	\$9,542	\$10,842	\$11,080	\$11,300	\$11,764	\$12,276	\$12,780	\$9,442	34.1%
University of Nebraska--Kearney	\$8,716	\$9,686	\$10,736	\$12,004	\$13,369	\$14,151	\$15,047	\$15,893	\$16,917	\$17,829	147.9%
University of Nebraska--Lincoln	\$12,961	\$14,448	\$16,170	\$18,238	\$20,085	\$21,126	\$22,369	\$23,684	\$25,076	\$26,188	139.5%
University of Nebraska at Omaha**										\$24,316	
Wayne State College	\$8,014	\$8,632	\$9,306	\$10,250	\$10,962	\$11,368	\$11,912	\$12,858	\$13,582	\$14,270	102.2%
<b>NORTH DAKOTA</b>											
Dickinson State University	\$8,404	\$8,787	\$9,516	\$10,586	\$12,216	\$13,221	\$14,242	\$15,009	\$15,855	\$16,457	121.1%
Mayville State University	\$9,518	\$9,892	\$10,510	\$11,627	\$13,031	\$14,179	\$15,176	\$11,407	\$16,580	\$17,169	99.4%
Minot State University	\$8,826	\$9,213	\$9,743	\$10,947	\$12,321	\$13,432	\$14,902	\$15,726	\$16,458	\$10,115	33.1%
North Dakota State University	\$10,901	\$14,227	\$15,317	\$17,270	\$16,151	\$17,675	\$19,172	\$20,166	\$21,235	\$22,122	137.1%
University of North Dakota	\$10,999	\$11,615	\$12,527	\$14,022	\$15,920	\$17,341	\$18,809	\$19,662	\$20,729	\$21,476	130.4%
Valley City State University	\$9,169	\$9,778	\$10,405	\$11,698	\$13,164	\$14,811	\$15,959	\$16,746	\$16,766	\$18,118	119.7%
<b>SOUTH DAKOTA***</b>											
Black Hills State University	\$10,729	\$11,505	\$12,117	\$13,040	\$13,725	\$14,351	\$10,905	\$11,718	\$12,745	\$13,280	44.0%
Dakota State University	\$10,861	\$11,305	\$11,866	\$12,785	\$14,059	\$14,701	\$11,170	\$12,031	\$12,905	\$13,568	43.0%
Northern State University	\$10,413	\$10,870	\$11,513	\$12,424	\$13,388	\$14,154	\$10,587	\$11,278	\$11,987	\$12,809	44.2%
South Dakota School of Mines & Technology	\$11,076	\$11,576	\$12,239	\$13,166	\$13,968	\$14,297	\$11,405	\$11,991	\$12,996	\$13,638	40.8%
South Dakota State University	\$10,775	\$11,427	\$11,994	\$13,310	\$14,445	\$14,507	\$11,026	\$11,605	\$12,320	\$13,085	41.1%
University of South Dakota	\$10,931	\$11,447	\$11,984	\$13,015	\$14,117	\$14,710	\$11,148	\$11,732	\$12,528	\$13,805	42.6%
<b>WYOMING</b>											
University of Wyoming	\$11,919	\$12,671	\$13,401	\$14,634	\$15,367	\$16,165	\$16,989	\$17,728	\$18,801	\$19,720	74.0%

\*Metropolitan State University does not have residence halls.

\*\* University of Nebraska at Omaha does not have a comparable meal plan in prior years

\*\*\* A new tuition rate in South Dakota beginning in 2006-2007 allows incoming Undergraduate Non-Resident Students to attend at 150% of the Undergraduate Resident Rate.

**Ten-Year Percentage Change by Institution**  
**Total Cost**  
**2000-2001 to 2009-2010**

**Graduate Resident**

	2000- 2001	2001- 2002	2002- 2003	2003- 2004	2004- 2005	2005- 2006	2006- 2007	2007- 2008	2008- 2009	2009- 2010	Ten Year % Change
<b>IDAHO</b>											
Boise State University	\$6,444	\$7,564	\$8,164	\$9,039	\$8,911	\$9,303	\$9,963	\$10,489	\$10,884	\$11,470	85.4%
Idaho State University	\$6,898	\$7,312	\$8,068	\$8,788	\$9,230	\$9,770	\$9,880	\$10,110	\$10,295	\$10,698	81.9%
Lewis-Clark State College											
University of Idaho	\$7,176	\$7,566	\$8,557	\$9,056	\$9,206	\$10,212	\$10,436	\$11,374	\$11,974	\$12,798	102.9%
<b>IOWA</b>											
Iowa State University	\$8,036	\$8,618	\$9,710	\$11,326	\$12,026	\$12,498	\$12,886	\$13,605	\$14,103	\$14,680	115.0%
The University of Iowa	\$8,248	\$8,791	\$10,242	\$11,390	\$11,964	\$12,984	\$13,233	\$13,748	\$14,420	\$15,144	114.3%
University of Northern Iowa	\$7,837	\$8,438	\$9,466	\$10,642	\$11,179	\$11,939	\$12,702	\$13,007	\$13,602	\$14,531	117.1%
<b>MINNESOTA</b>											
Bemidji State University	\$5,906	\$8,389	\$9,625	\$10,607	\$11,642	\$12,224	\$13,234	\$13,764	\$13,867	\$14,722	130.5%
Metropolitan State University*											
Minnesota State University, Mankato	\$7,000	\$7,836	\$11,218	\$9,595	\$10,871	\$11,422	\$12,184	\$12,709	\$13,338	\$13,969	123.2%
Minnesota State University--Moorhead	\$6,944	\$7,610	\$8,451	\$9,261	\$10,230	\$11,063	\$12,071	\$12,569	\$13,039	\$13,511	110.9%
Southwest Minnesota State University	\$7,421	\$8,280	\$9,109	\$10,001	\$11,124	\$11,892	\$12,591	\$13,164	\$13,740	\$14,593	127.0%
Saint Cloud State University	\$7,229	\$7,542	\$8,306	\$9,069	\$10,279	\$10,976	\$11,931	\$12,668	\$13,054	\$13,703	92.2%
University of Minnesota--Crookston											
University of Minnesota Duluth	\$10,210	\$11,407	\$12,136	\$13,788	\$23,990	\$15,988	\$17,100	\$17,356	\$18,339	\$17,388	81.2%
University of Minnesota--Morris											
University of Minnesota--Twin Cities	\$10,708	\$11,929	\$13,450	\$14,561	\$15,983	\$16,377	\$17,711	\$18,450	\$19,513	\$20,973	114.8%
Winona State University	\$7,825	\$8,048	\$8,943	\$10,181	\$11,295	\$12,143	\$12,946	\$13,575	\$14,100	\$14,705	126.2%
<b>MONTANA</b>											
Montana State University--Billings	\$7,034	\$7,860	\$8,520	\$8,692	\$9,139	\$9,726	\$10,143	\$10,676	\$10,968	\$11,174	80.6%
Montana Tech of the University of Montana	\$7,490	\$8,059	\$8,942	\$9,491	\$10,145	\$11,106	\$11,958	\$12,174	\$12,606	\$12,926	94.4%
Montana State University--Bozeman	\$8,183	\$8,640	\$9,362	\$9,963	\$10,809	\$12,191	\$13,035	\$13,441	\$13,780	\$14,307	106.5%
Montana State University--Northern	\$7,108	\$7,621	\$8,440	\$8,973	\$9,577	\$10,548	\$11,220	\$11,765	\$11,545	\$12,118	86.2%
The University of Montana	\$8,302	\$8,668	\$9,410	\$10,169	\$9,982	\$10,823	\$11,391	\$11,741	\$12,012	\$12,944	84.0%
The University of Montana - Western											
<b>NEBRASKA</b>											
Chadron State College	\$5,614	\$5,835	\$6,806	\$6,657	\$7,206	\$7,464	\$7,894	\$8,329	\$9,230	\$9,324	80.6%
Peru State College	\$5,864	\$6,278	\$6,838	\$7,754	\$7,726	\$7,844	\$8,140	\$8,398	\$8,662		
University of Nebraska--Kearney	\$6,368	\$6,886	\$7,406	\$8,168	\$9,093	\$9,649	\$10,271	\$10,827	\$11,509	\$12,059	131.0%
University of Nebraska--Lincoln	\$7,837	\$8,418	\$9,080	\$10,068	\$10,937	\$11,523	\$12,187	\$12,888	\$13,628	\$14,288	116.5%
University of Nebraska at Omaha**										\$13,240	
Wayne State College	\$5,762	\$6,250	\$6,690	\$7,282	\$7,728	\$8,034	\$8,408	\$9,100	\$9,508	\$10,080	98.4%
<b>NORTH DAKOTA</b>											
Dickinson State University											
Mayville State University											
Minot State University	\$5,916	\$6,186	\$6,599	\$7,270	\$8,064	\$8,772	\$9,799	\$10,368	\$10,827	\$11,510	127.7%
North Dakota State University	\$6,762	\$8,375	\$7,891	\$8,680	\$9,748	\$10,710	\$11,545	\$12,158	\$12,827	\$13,373	130.3%
University of North Dakota	\$6,860	\$7,225	\$7,819	\$8,538	\$9,530	\$10,341	\$11,177	\$11,650	\$12,316	\$12,770	120.3%
Valley City State University											
<b>SOUTH DAKOTA</b>											
Black Hills State University	\$6,357	\$6,959	\$7,343	\$7,772	\$8,274	\$8,710	\$9,286	\$9,970	\$10,862	\$11,288	108.9%
Dakota State University	\$6,445	\$6,720	\$7,063	\$7,487	\$8,582	\$9,040	\$9,536	\$10,300	\$11,038	\$11,592	105.7%
Northern State University	\$6,065	\$6,348	\$6,755	\$7,171	\$7,956	\$8,528	\$8,979	\$9,574	\$10,148	\$10,860	112.6%
South Dakota School of Mines & Technology	\$6,702	\$7,035	\$7,459	\$7,891	\$8,513	\$8,656	\$9,790	\$10,280	\$11,069	\$11,600	98.4%
South Dakota State University	\$6,413	\$6,896	\$7,247	\$8,046	\$8,998	\$8,873	\$9,394	\$9,875	\$10,455	\$11,112	103.9%
University of South Dakota	\$6,547	\$6,897	\$7,226	\$7,763	\$8,683	\$9,050	\$9,510	\$9,997	\$10,658	\$11,748	101.3%
<b>WYOMING</b>											
University of Wyoming	\$7,343	\$7,779	\$8,325	\$9,114	\$9,679	\$10,125	\$10,821	\$11,360	\$12,065	\$12,656	88.1%

\*Metropolitan State University does not have residence halls.

\*\* University of Nebraska at Omaha does not have a comparable meal plan in prior years

**Ten-Year Percentage Change by Institution**  
**Total Cost**  
**2000-2001 to 2009-2010**

	<b>Graduate Non-Resident</b>										<b>Ten Year % Change</b>
	<b>2000- 2001</b>	<b>2001- 2002</b>	<b>2002- 2003</b>	<b>2003- 2004</b>	<b>2004- 2005</b>	<b>2005- 2006</b>	<b>2006- 2007</b>	<b>2007- 2008</b>	<b>2008- 2009</b>	<b>2009- 2010</b>	
<b>IDAHO</b>											
Boise State University	\$12,444	\$13,764	\$14,564	\$15,759	\$15,967	\$16,711	\$17,741	\$18,657	\$19,460	\$20,474	121.3%
Idaho State University	\$13,138	\$13,552	\$14,308	\$15,388	\$16,310	\$17,470	\$18,150	\$18,794	\$19,498	\$20,500	72.8%
Lewis-Clark State College											
University of Idaho	\$13,176	\$13,566	\$15,277	\$16,448	\$17,226	\$18,982	\$20,036	\$21,454	\$22,054	\$22,878	89.0%
<b>IOWA</b>											
Iowa State University	\$14,748	\$15,814	\$18,236	\$20,502	\$21,652	\$22,510	\$23,300	\$24,265	\$24,987	\$25,780	102.1%
The University of Iowa	\$15,918	\$17,013	\$19,626	\$21,424	\$22,448	\$23,888	\$24,627	\$25,734	\$27,302	\$28,748	107.7%
University of Northern Iowa	\$12,894	\$13,856	\$15,890	\$17,716	\$18,703	\$19,763	\$20,840	\$21,315	\$22,030	\$22,987	106.0%
<b>MINNESOTA</b>											
Bemidji State University	\$7,975	\$10,461	\$12,277	\$13,655	\$15,098	\$12,224	\$13,234	\$13,764	\$13,867	\$14,722	81.2%
Metropolitan State University*											
Minnesota State University, Mankato	\$8,902	\$10,024	\$13,603	\$12,301	\$13,983	\$15,190	\$16,290	\$16,980	\$17,737	\$19,383	142.9%
Minnesota State University--Moorhead	\$8,880	\$9,682	\$12,338	\$9,261	\$10,230	\$11,063	\$12,071	\$12,569	\$13,039	\$13,511	65.9%
Southwest Minnesota State University	\$7,421	\$8,280	\$9,109	\$10,001	\$11,124	\$11,892	\$12,591	\$13,164	\$13,740	\$14,593	78.7%
Saint Cloud State University	\$9,216	\$9,653	\$10,691	\$11,811	\$13,432	\$14,256	\$15,408	\$16,293	\$16,778	\$17,591	86.5%
University of Minnesota--Crookston											
University of Minnesota Duluth	\$15,337	\$17,060	\$18,693	\$20,888	\$38,190	\$23,088	\$24,198	\$24,454	\$25,437	\$24,486	63.9%
University of Minnesota--Morris											
University of Minnesota--Twin Cities	\$15,834	\$17,582	\$20,007	\$21,660	\$23,082	\$24,052	\$24,809	\$25,548	\$26,611	\$28,071	92.7%
Winona State University	\$9,842	\$10,187	\$11,101	\$12,658	\$14,142	\$15,181	\$16,266	\$17,031	\$17,660	\$18,370	123.0%
<b>MONTANA</b>											
Montana State University--Billings	\$12,210	\$13,695	\$15,102	\$16,700	\$17,421	\$17,966	\$18,393	\$19,252	\$19,882	\$20,616	93.7%
Montana Tech of the University of Montana	\$14,449	\$15,913	\$17,807	\$19,412	\$21,248	\$22,465	\$23,552	\$24,114	\$24,902	\$25,922	105.7%
Montana State University--Bozeman	\$14,180	\$15,407	\$16,999	\$18,525	\$20,409	\$21,916	\$22,884	\$23,966	\$24,979	\$25,970	129.8%
Montana State University--Northern	\$12,494	\$13,695	\$15,296	\$16,639	\$18,153	\$19,383	\$20,324	\$21,411	\$21,191	\$22,864	105.5%
The University of Montana	\$14,144	\$15,260	\$16,850	\$18,253	\$18,747	\$20,390	\$21,833	\$23,163	\$24,479	\$26,723	122.0%
The University of Montana - Western											
<b>NEBRASKA</b>											
Chadron State College	\$7,594	\$7,941	\$9,110	\$10,311	\$10,092	\$10,434	\$11,008	\$11,677	\$12,776	\$13,056	89.3%
Peru State College	\$7,844	\$8,384	\$9,142	\$10,394	\$10,612	\$10,814	\$11,254	\$11,746	\$12,208		
University of Nebraska--Kearney	\$8,348	\$9,274	\$10,274	\$11,468	\$12,789	\$13,531	\$14,387	\$15,189	\$16,129	\$16,866	144.4%
University of Nebraska--Lincoln	\$12,133	\$13,500	\$15,080	\$16,968	\$18,665	\$19,635	\$20,785	\$22,008	\$23,294	\$24,338	137.2%
University of Nebraska at Omaha**										\$21,562	
Wayne State College	\$7,742	\$8,356	\$8,994	\$9,922	\$10,614	\$11,004	\$11,522	\$12,448	\$13,144	\$13,812	102.7%
<b>NORTH DAKOTA</b>											
Dickinson State University											
Mayville State University											
Minot State University	\$10,615	\$11,136	\$11,799	\$13,302	\$15,044	\$16,417	\$18,170	\$19,157	\$20,058	\$11,510	26.0%
North Dakota State University	\$11,461	\$14,975	\$13,091	\$14,722	\$16,878	\$18,519	\$20,096	\$21,136	\$22,254	\$23,130	133.8%
University of North Dakota	\$11,559	\$12,175	\$13,129	\$14,724	\$16,736	\$18,229	\$19,775	\$20,677	\$21,794	\$22,578	128.5%
Valley City State University											
<b>SOUTH DAKOTA</b>											
Black Hills State University	\$10,646	\$11,388	\$11,954	\$12,886	\$13,532	\$14,125	\$14,918	\$15,828	\$17,115	\$15,014	62.5%
Dakota State University	\$10,734	\$11,149	\$11,674	\$12,600	\$13,840	\$14,455	\$15,168	\$16,157	\$17,291	\$15,318	61.8%
Northern State University	\$10,354	\$10,777	\$11,365	\$12,284	\$13,213	\$13,943	\$14,610	\$15,431	\$16,401	\$14,586	63.1%
South Dakota School of Mines & Technology	\$10,991	\$11,464	\$12,069	\$13,004	\$13,770	\$14,071	\$15,421	\$16,137	\$17,322	\$15,326	58.3%
South Dakota State University	\$10,702	\$11,325	\$11,857	\$13,159	\$14,256	\$14,288	\$15,025	\$15,733	\$16,708	\$14,838	59.8%
University of South Dakota	\$10,836	\$11,326	\$11,837	\$12,877	\$13,941	\$14,465	\$15,142	\$15,854	\$16,911	\$15,474	60.0%
<b>WYOMING</b>											
University of Wyoming	\$12,425	\$13,251	\$14,013	\$15,498	\$16,255	\$17,109	\$17,949	\$18,704	\$19,841	\$20,816	76.1%

\*Metropolitan State University does not have residence halls.

\*\* University of Nebraska at Omaha does not have a comparable meal plan in prior years