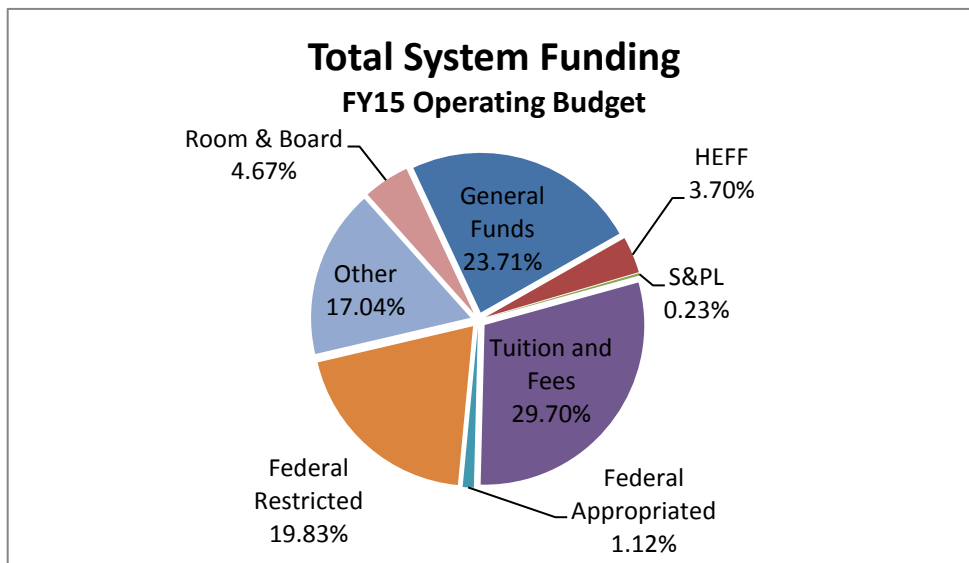


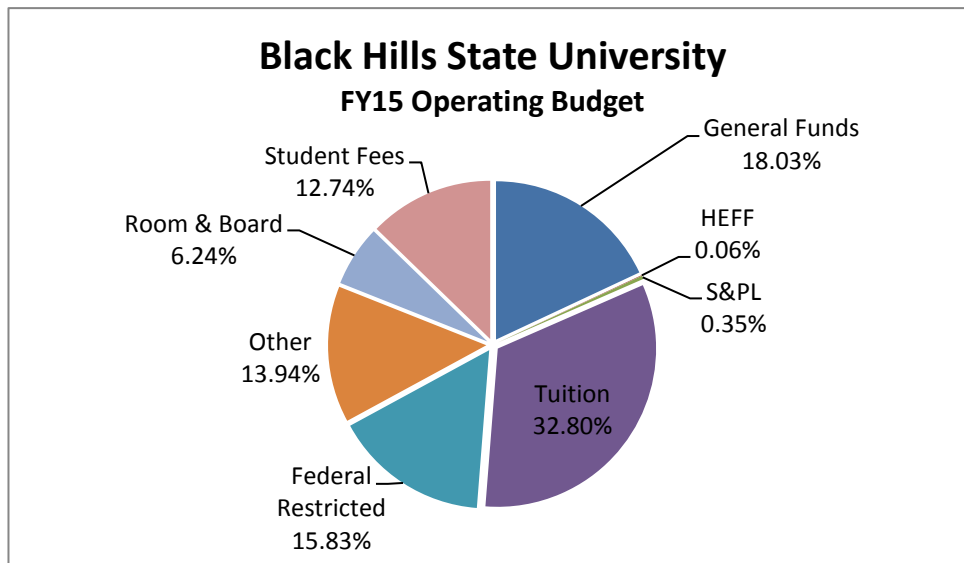
South Dakota Regental System  
 FY15 Operating Budget Totals

General Funds	\$194,029,590	23.71%
HEFF	\$30,236,606	3.70%
S&PL	\$1,918,043	0.23%
Tuition and Fees	\$243,018,283	29.70%
Federal Appropriated	\$9,191,774	1.12%
Federal Restricted	\$162,252,600	19.83%
Other	\$139,423,706	17.04%
Room & Board	\$38,200,881	4.67%
<b>Total</b>	<b>\$818,271,483</b>	



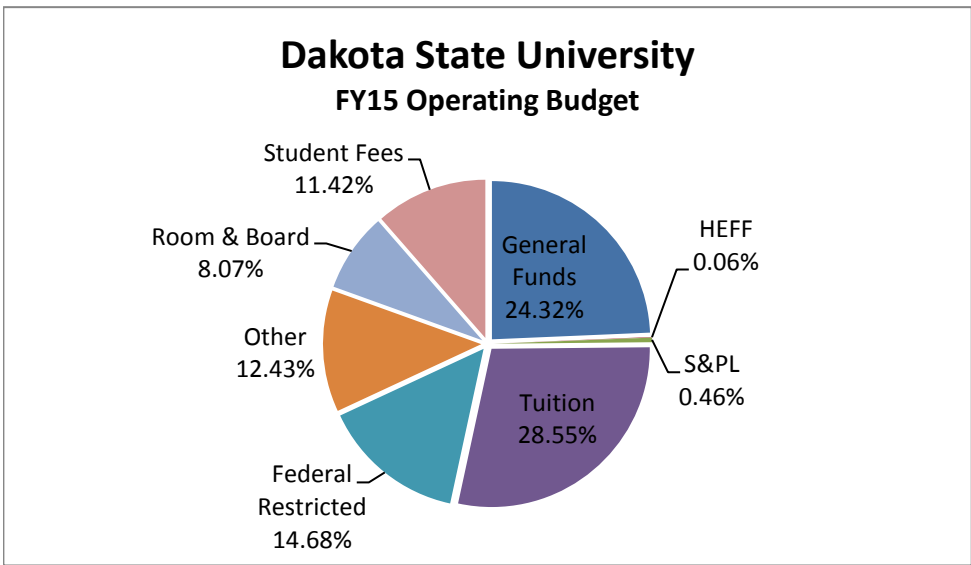
Black Hills State University  
FY15 Operating Budget Totals

General Funds	\$8,970,163.00	18.03%
HEFF	\$31,161.00	0.06%
S&PL	\$173,360.00	0.35%
Tuition	\$16,321,194.00	32.80%
Federal Restricted	\$7,878,054.00	15.83%
Other	\$6,936,765.00	13.94%
Room & Board	\$3,103,080.00	6.24%
Student Fees	\$6,338,449.00	12.74%
Total	\$49,752,226.00	



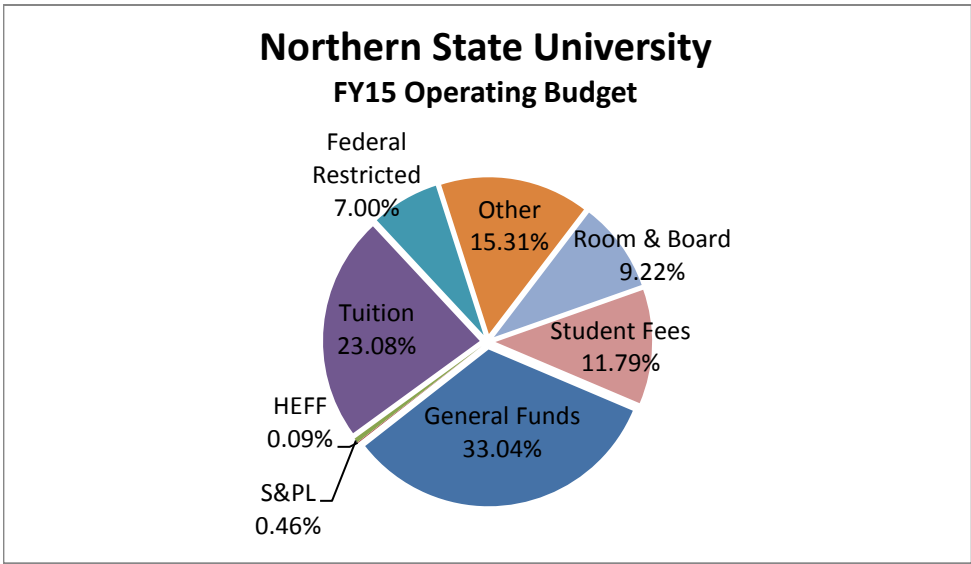
Dakota State University  
FY15 Operating Budget Totals

General Funds	\$9,149,422.00	24.32%
HEFF	\$22,362.00	0.06%
S&PL	\$173,360.00	0.46%
Tuition	\$10,738,958.00	28.55%
Federal Restricted	\$5,520,904.00	14.68%
Other	\$4,676,269.00	12.43%
Room & Board	\$3,035,752.00	8.07%
Student Fees	\$4,297,165.00	11.42%
 Total	 \$37,614,192.00	



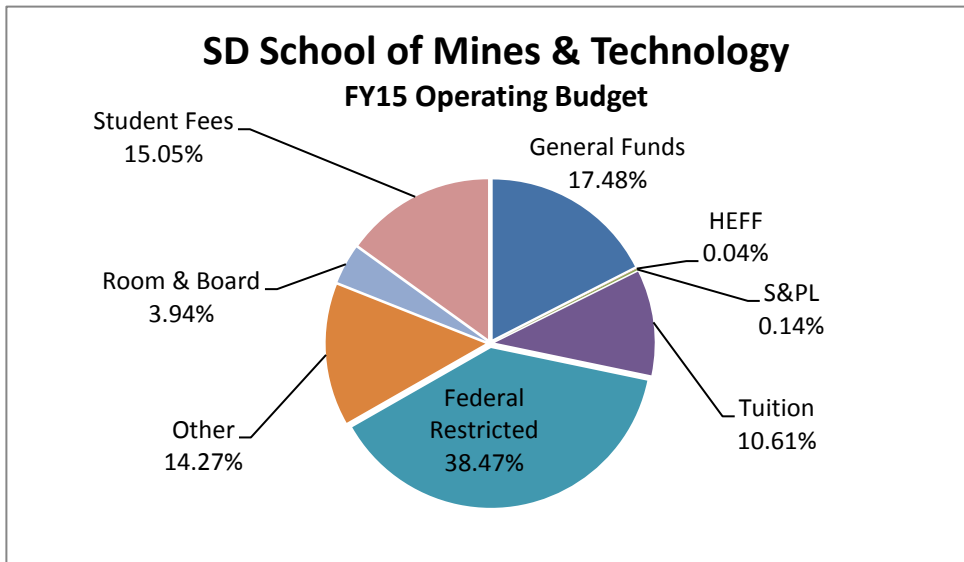
Northern State University  
FY15 Operating Budget Totals

General Funds	\$13,117,390.00	33.04%
HEFF	\$36,293.00	0.09%
S&PL	\$183,393.00	0.46%
Tuition	\$9,161,022.00	23.08%
Federal Restricted	\$2,780,447.00	7.00%
Other	\$6,078,616.00	15.31%
Room & Board	\$3,658,583.00	9.22%
Student Fees	\$4,680,287.00	11.79%
Total	\$39,696,031.00	



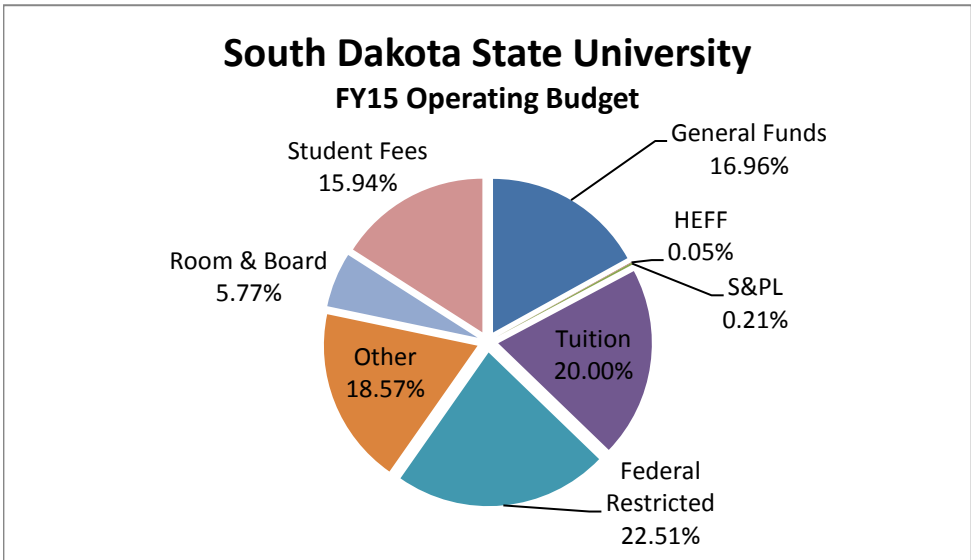
South Dakota School of Mines & Technology  
FY15 Operating Budget Totals

General Funds	\$16,385,636.00	17.48%
HEFF	\$34,093.00	0.04%
S&PL	\$133,022.00	0.14%
Tuition	\$9,948,546.00	10.61%
Federal Restricted	\$36,062,396.00	38.47%
Other	\$13,372,831.00	14.27%
Room & Board	\$3,693,113.00	3.94%
Student Fees	\$14,106,958.00	15.05%
Total	\$93,736,595.00	100.00%



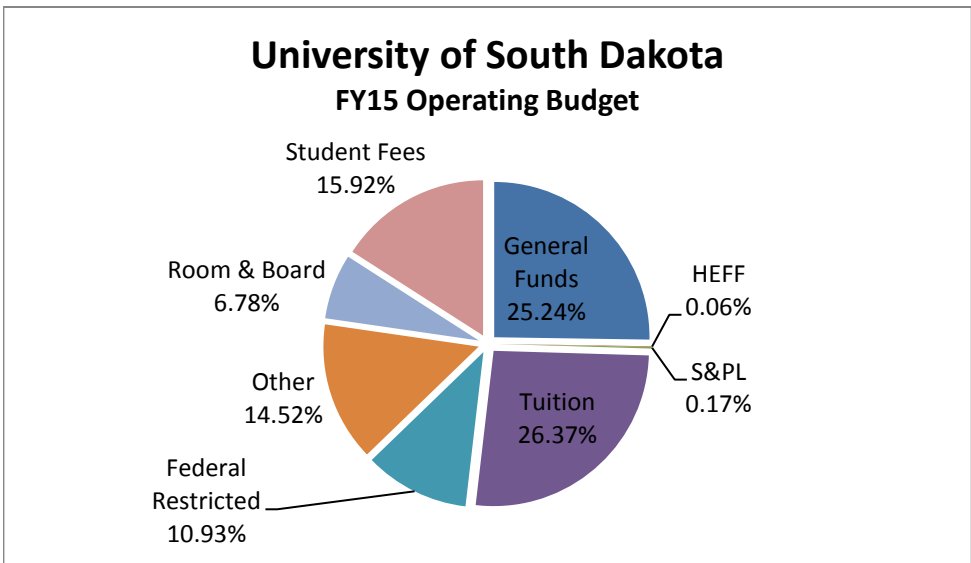
South Dakota State University  
FY15 Operating Budget Totals

General Funds	\$44,787,098.00	16.96%
HEFF	\$131,975.00	0.05%
S&PL	\$548,451.00	0.21%
Tuition	\$52,814,028.00	20.00%
Federal Restricted	\$59,462,308.00	22.51%
Other	\$49,032,814.00	18.57%
Room & Board	\$15,226,599.00	5.77%
Student Fees	\$42,110,792.00	15.94%
Total	\$264,114,065.00	



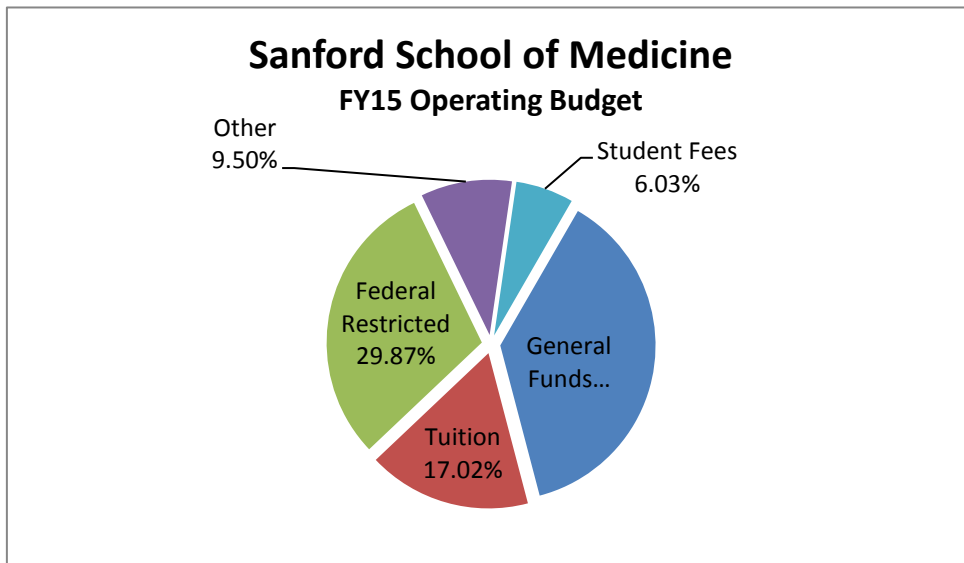
University of South Dakota  
FY15 Operating Budget Totals

General Funds	\$35,307,725	25.24%
HEFF	\$87,983	0.06%
S&PL	\$236,041	0.17%
Tuition	\$36,894,877	26.37%
Federal Restricted	\$15,293,711	10.93%
Other	\$20,306,418	14.52%
Room & Board	\$9,483,754	6.78%
Student Fees	\$22,276,692	15.92%
<b>Total</b>	<b>\$139,887,201</b>	



Sanford School of Medicine  
FY15 Operating Budget Totals

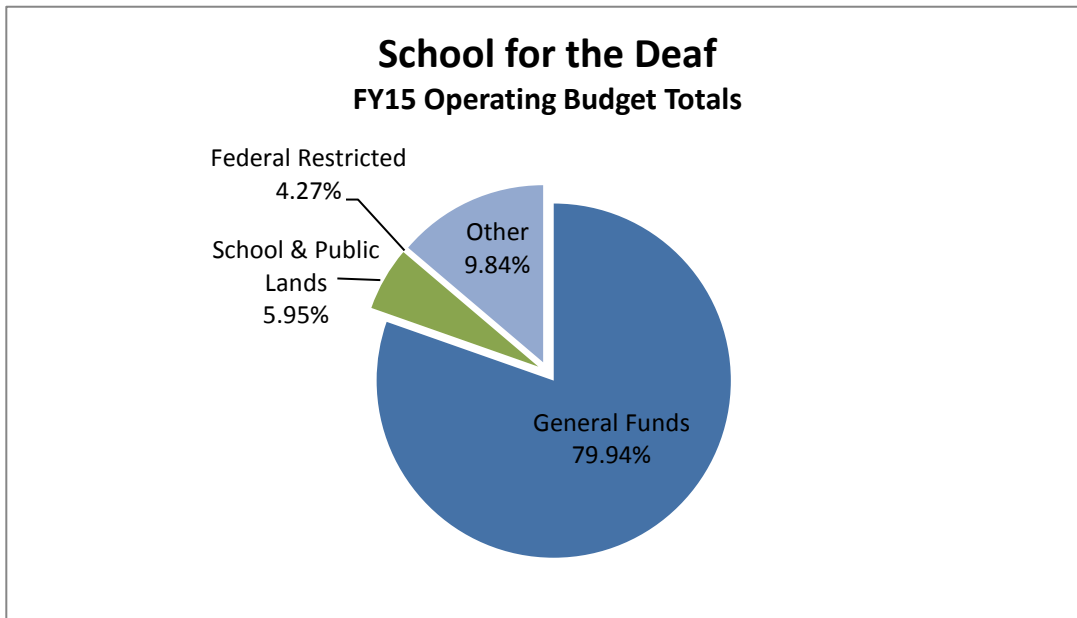
General Funds	\$21,732,943	37.58%
Tuition	\$9,843,016	17.02%
Federal Restricted	\$17,274,526	29.87%
Other	\$5,493,951	9.50%
Student Fees	\$3,486,299	6.03%
Total	\$57,830,735	





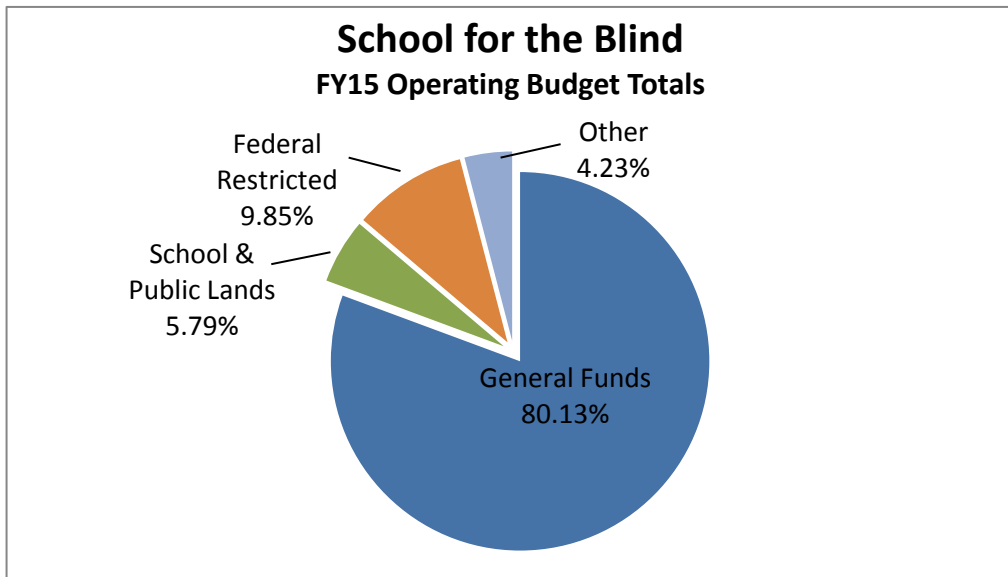
School for the Deaf  
FY15 Operating Budget Totals

General Funds	\$2,734,102.00	80.38%
HEFF	\$0.00	
S&PL	\$197,959.00	5.82%
Tuition	\$0.00	
Federal Appropriated	\$0.00	
Federal Restricted	\$0.00	0.00%
Other	\$469,282.00	13.80%
Room & Board	\$0.00	
Total	\$3,401,343.00	



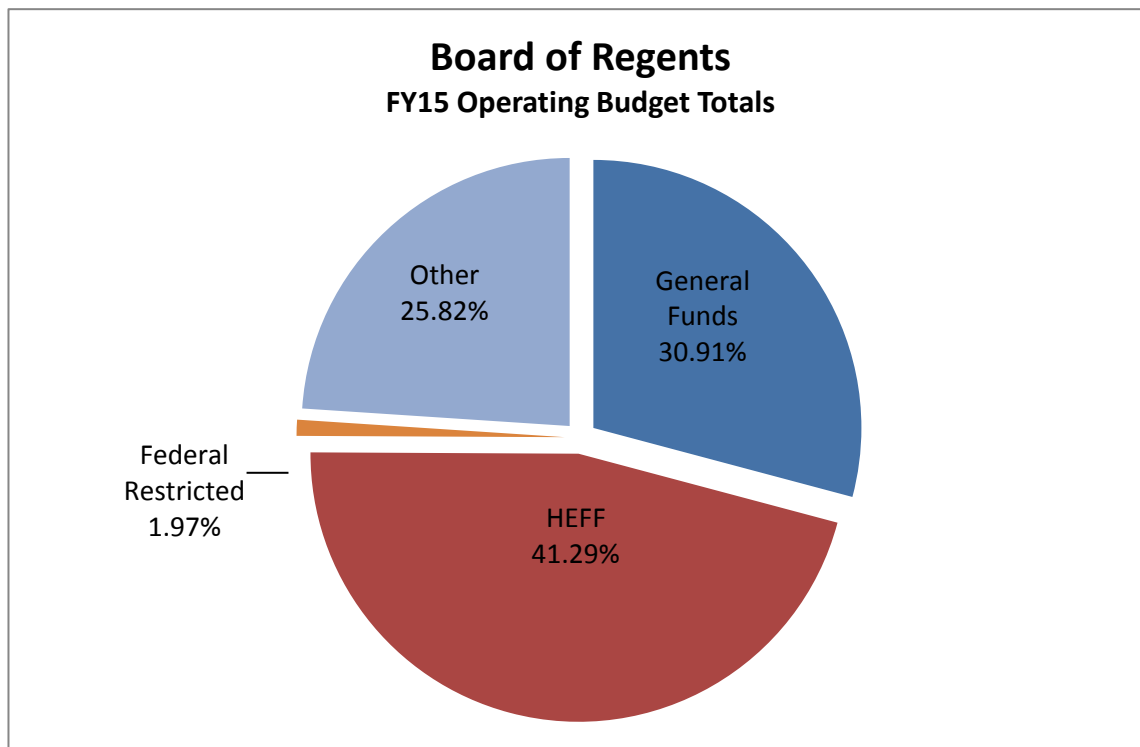
School for the Blind  
FY15 Operating Budget Totals

General Funds	\$2,831,776.00	80.65%
HEFF	\$0.00	
S&PL	\$194,712.00	5.55%
Tuition	\$0.00	
Federal Appropriated	\$0.00	
Federal Restricted	\$342,308.00	9.75%
Other	\$142,453.00	4.06%
Room & Board	\$0.00	
<b>Total</b>	<b>\$3,511,249.00</b>	



Board of Regents  
FY15 Operating Budget Totals

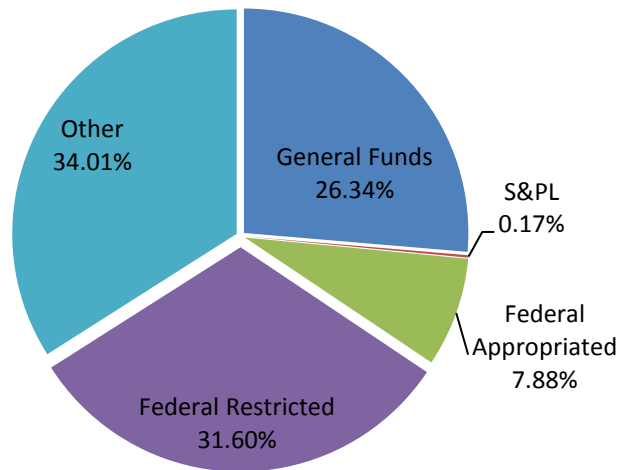
General Funds	\$18,966,490.00	29.14%
HEFF	\$29,892,739.00	45.93%
S&PL	\$0.00	
Tuition	\$0.00	
Federal Appropriated	\$0.00	
Federal Restricted	\$628,708.00	0.97%
Other	\$15,590,183.00	23.96%
Room & Board	\$0.00	
Total	\$65,078,120.00	



Agricultural Experimentation Services  
FY15 Operating Budget Totals

General Funds	\$11,728,484.00	26.34%
S&PL	\$77,745.00	0.17%
Federal Appropriated	\$3,508,000.00	7.88%
Federal Restricted	\$14,068,155.00	31.60%
Other	\$15,143,619.00	34.01%
Total	\$44,526,003.00	

**Agricultural Experimentation Services**  
FY15 Operating Budget



SDSU Extension  
FY15 Operating Budget Totals

General Funds	\$8,318,361.00	43.50%
Federal Appropriated	\$5,683,774.00	29.72%
Federal Restricted	\$2,941,083.00	15.38%
Other	\$2,180,505.00	11.40%
Total	\$19,123,723.00	

