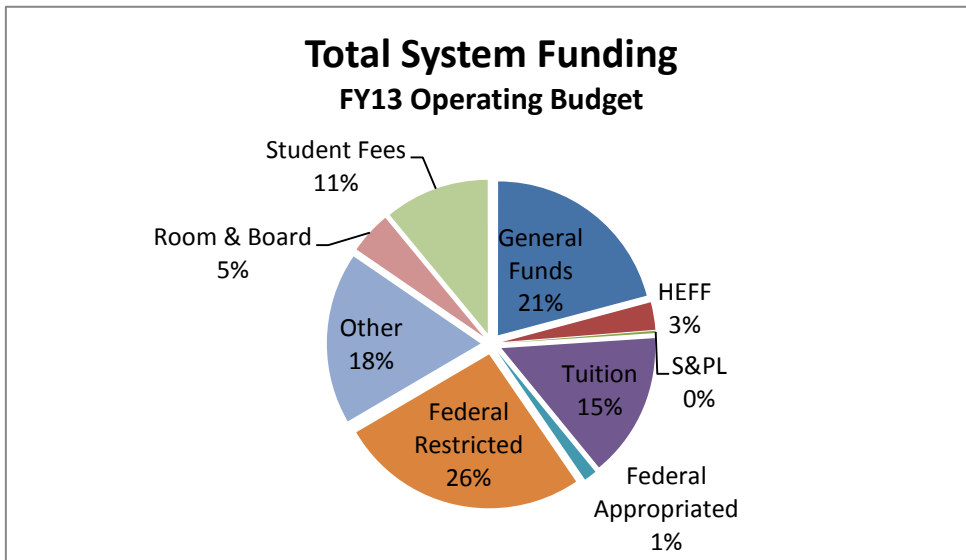


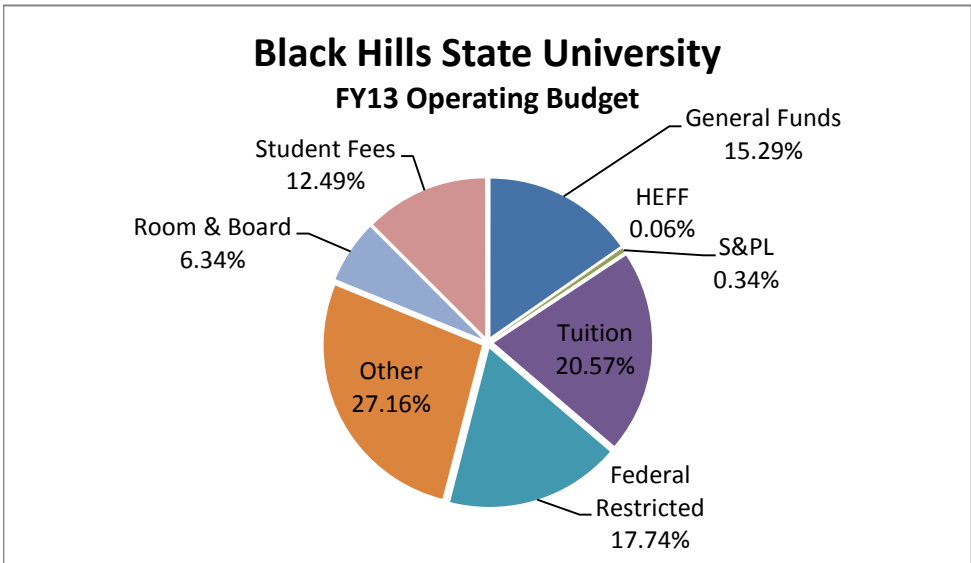
South Dakota Regental System  
 FY13 Operating Budget Totals

General Funds	\$167,851,167.00
HEFF	\$23,176,194.00
S&PL	\$1,918,043.00
Tuition	\$121,817,883.00
Federal Appropriated	\$10,793,774.00
Federal Restricted	\$210,376,451.00
Other	\$145,019,913.64
Room & Board	\$35,773,282.44
Student Fees	\$88,525,792.92
<b>Total</b>	<b>\$716,726,708.08</b>



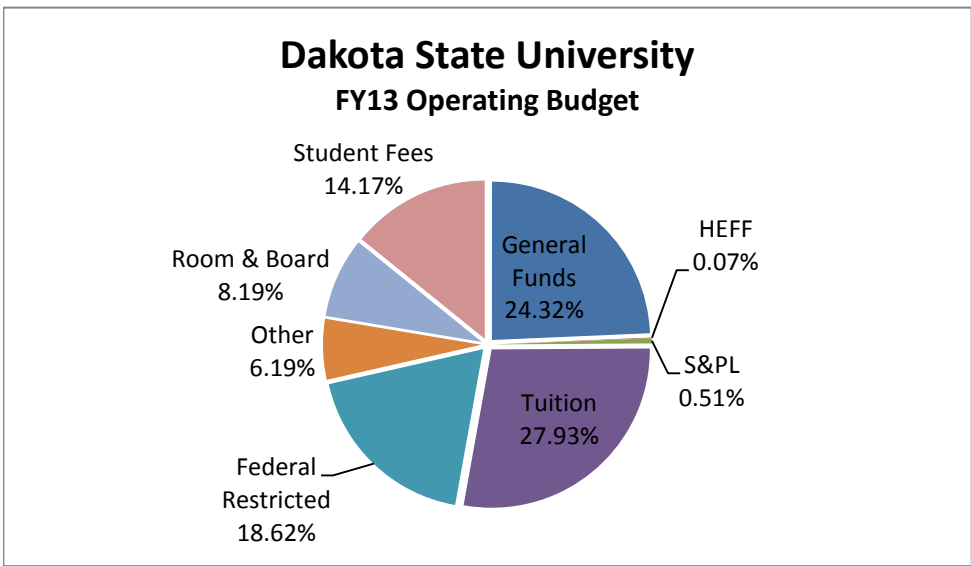
Black Hills State University  
FY13 Operating Budget Totals

General Funds	\$7,779,790.00	15.29%
HEFF	\$31,161.00	0.06%
S&PL	\$173,360.00	0.34%
Tuition	\$10,463,118.00	20.57%
Federal Restricted	\$9,024,944.00	17.74%
Other	\$13,819,922.00	27.16%
Room & Board	\$3,226,727.00	6.34%
Student Fees	\$6,355,758.00	12.49%
Total	\$50,874,780.00	



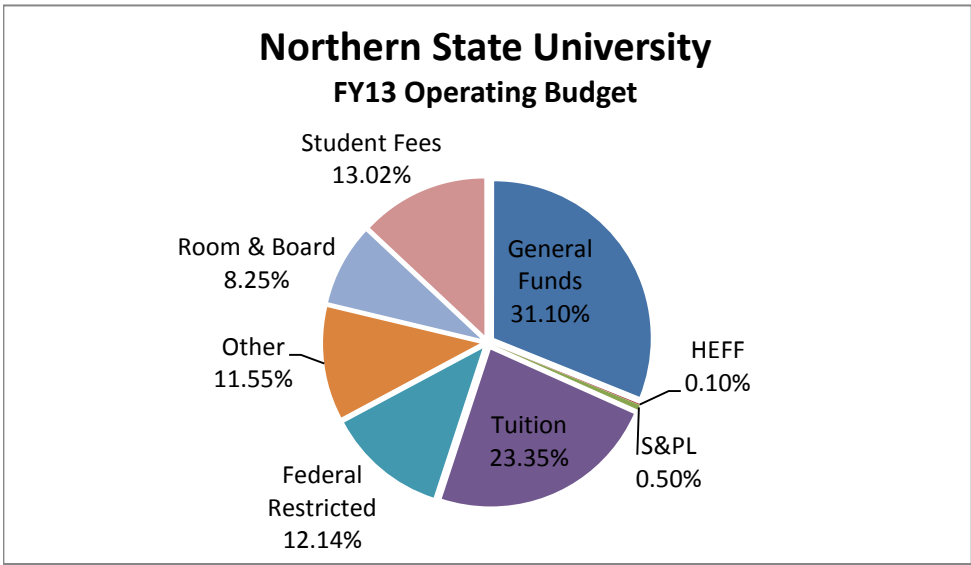
Dakota State University  
FY13 Operating Budget Totals

General Funds	\$8,213,458.00	24.32%
HEFF	\$22,362.00	0.07%
S&PL	\$173,360.00	0.51%
Tuition	\$9,433,482.00	27.93%
Federal Restricted	\$6,287,955.00	18.62%
Other	\$2,091,315.00	6.19%
Room & Board	\$2,766,120.00	8.19%
Student Fees	\$4,786,145.00	14.17%
 Total	 \$33,774,197.00	



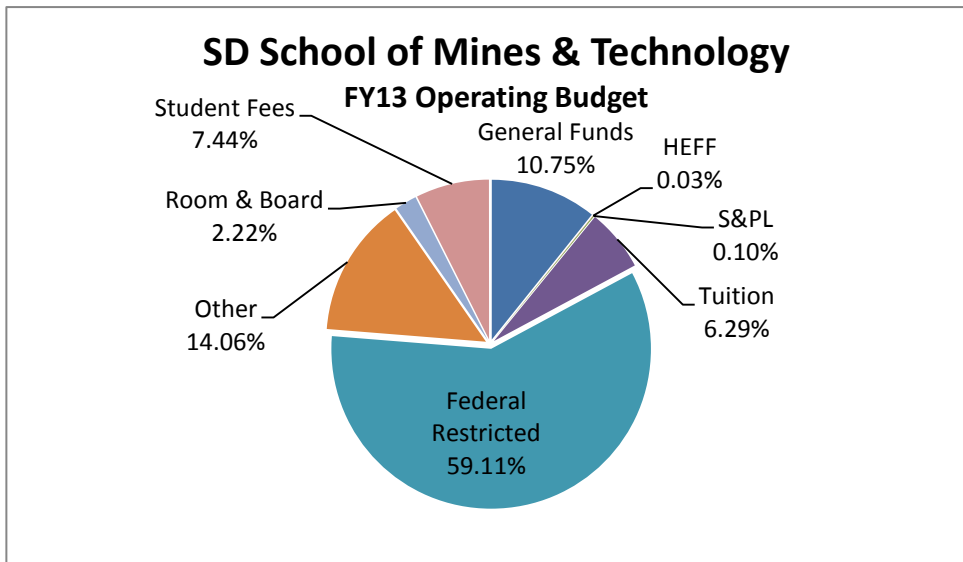
Northern State University  
FY13 Operating Budget Totals

General Funds	\$11,391,960.00	31.10%
HEFF	\$36,293.00	0.10%
S&PL	\$183,393.00	0.50%
Tuition	\$8,552,292.00	23.35%
Federal Restricted	\$4,446,783.00	12.14%
Other	\$4,230,854.00	11.55%
Room & Board	\$3,021,102.00	8.25%
Student Fees	\$4,768,984.00	13.02%
Total	\$36,631,661.00	



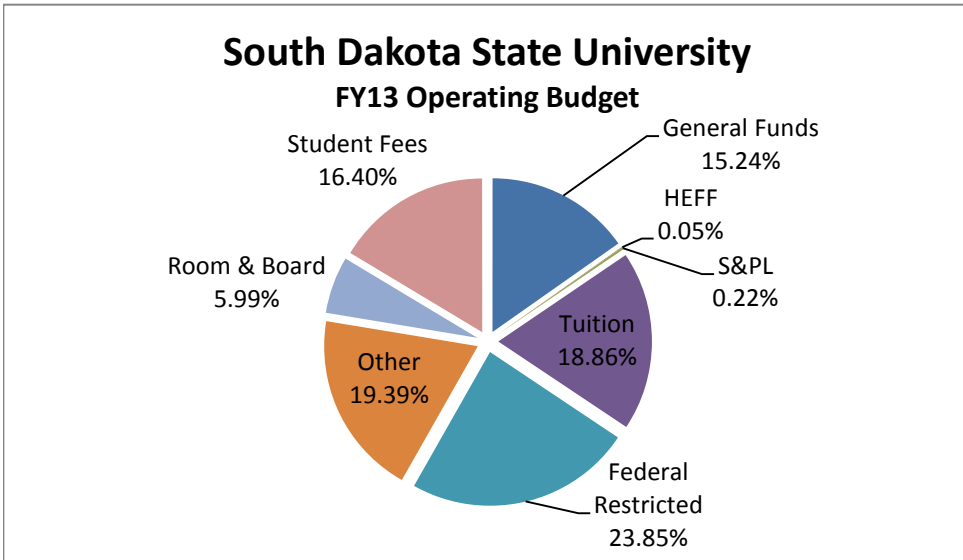
South Dakota School of Mines & Technology  
 FY13 Operating Budget Totals

General Funds	\$13,912,873.00	10.75%
HEFF	\$34,093.00	0.03%
S&PL	\$133,022.00	0.10%
Tuition	\$8,148,888.00	6.29%
Federal Restricted	\$76,526,983.00	59.11%
Other	\$18,201,231.00	14.06%
Room & Board	\$2,877,289.00	2.22%
Student Fees	\$9,634,656.00	7.44%
<b>Total</b>	<b>\$129,469,035.00</b>	<b>100.00%</b>



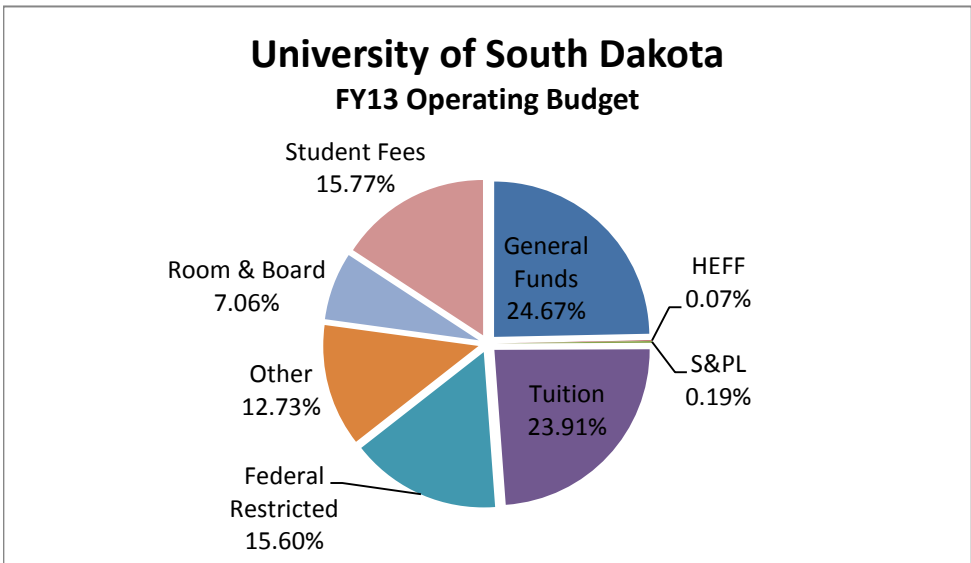
South Dakota State University  
FY13 Operating Budget Totals

General Funds	\$38,709,631.00	15.24%
HEFF	\$131,975.00	0.05%
S&PL	\$548,451.00	0.22%
Tuition	\$47,907,659.00	18.86%
Federal Restricted	\$60,579,990.00	23.85%
Other	\$49,259,940.00	19.39%
Room & Board	\$15,226,599.00	5.99%
Student Fees	\$41,655,792.00	16.40%
Total	\$254,020,037.00	



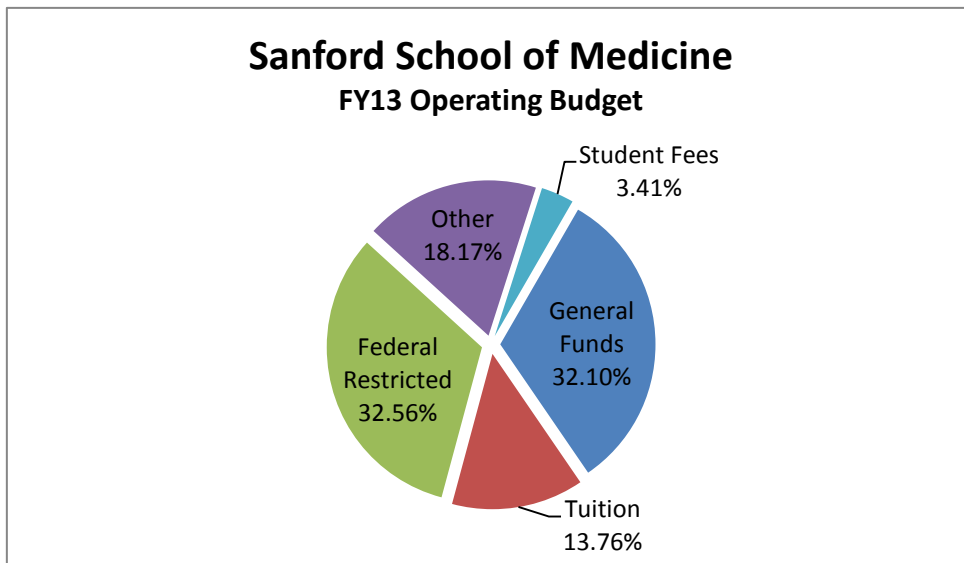
University of South Dakota  
FY13 Operating Budget Totals

General Funds	\$30,252,687	24.67%
HEFF	\$87,983	0.07%
S&PL	\$236,041	0.19%
Tuition	\$29,315,538	23.91%
Federal Restricted	\$19,123,521	15.60%
Other	\$15,607,915	12.73%
Room & Board	\$8,655,445	7.06%
Student Fees	\$19,342,505	15.77%
 Total	 \$122,621,635	



Sanford School of Medicine  
FY13 Operating Budget Totals

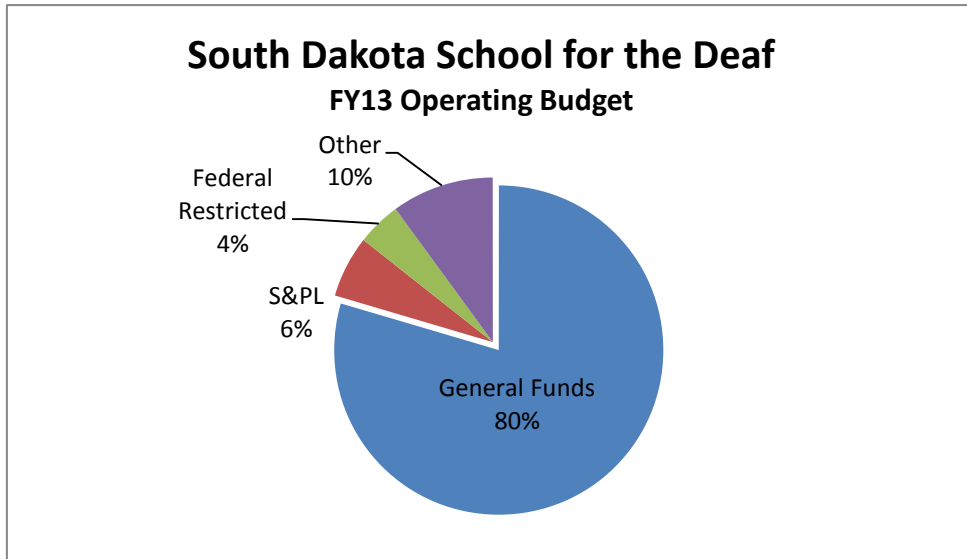
General Funds	\$18,652,968	32.10%
Tuition	\$7,996,906	13.76%
Federal Restricted	\$18,917,252	32.56%
Other	\$10,559,258	18.17%
Student Fees	\$1,981,953	3.41%
Total	\$58,108,337	





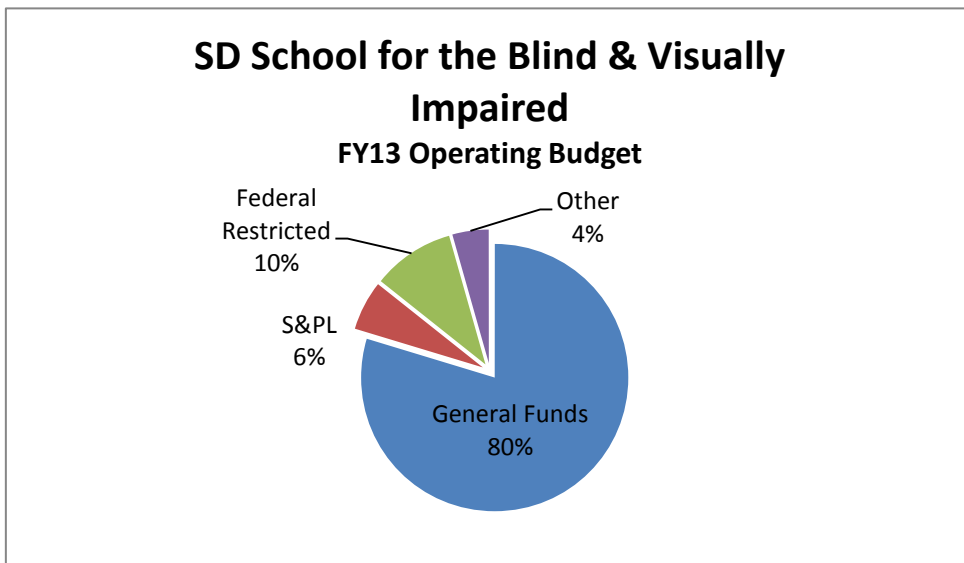
School for the Deaf  
FY13 Operating Budget Totals

General Funds	\$2,593,304.00
S&PL	\$197,959.00
Federal Restricted	\$140,617.00
Other	\$327,380.00
Total	\$3,259,260.00



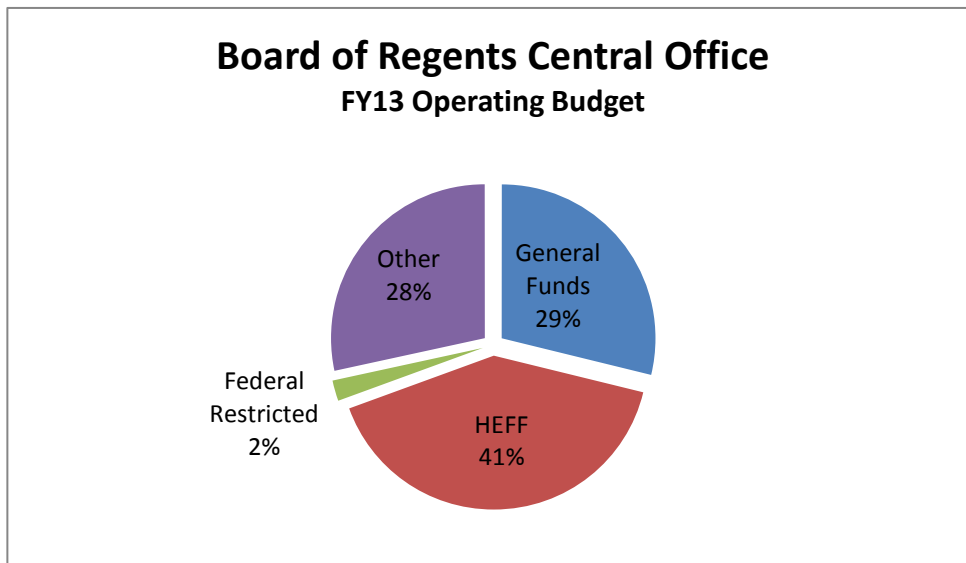
School for the Blind  
FY13 Operating Budget Totals

General Funds	\$2,583,023.00
S&PL	\$194,712.00
Federal Restricted	\$321,752.00
Other	\$142,412.00
Total	\$3,241,899.00



Board of Regents  
FY13 Operating Budget Totals

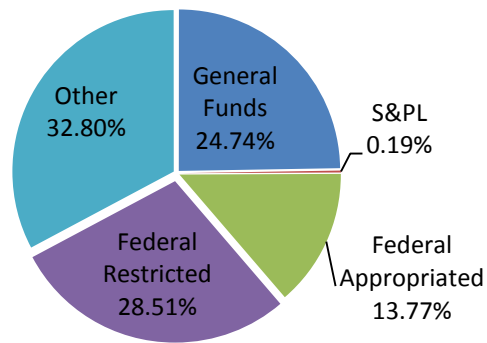
General Funds	\$16,207,959.00
HEFF	\$22,832,327.00
Federal Restricted	\$1,224,276.00
Other	\$15,969,989.00
Total	\$56,234,551.00



Agricultural Experimentation Services  
FY13 Operating Budget Totals

General Funds	\$9,898,346.00	24.74%
S&PL	\$77,745.00	0.19%
Federal Appropriated	\$5,508,000.00	13.77%
Federal Restricted	\$11,405,942.00	28.51%
Other	\$13,123,701.00	32.80%
Total	\$40,013,734.00	

**Agricultural Experimentation Services  
FY13 Operating Budget**



Cooperative Extension Services  
FY13 Operating Budget Totals

General Funds	\$7,655,168.00	45.02%
Federal Appropriated	\$5,285,774.00	31.09%
Federal Restricted	\$2,376,436.00	13.98%
Other	\$1,685,997.00	9.92%
<b>Total</b>	<b>\$17,003,375.00</b>	

