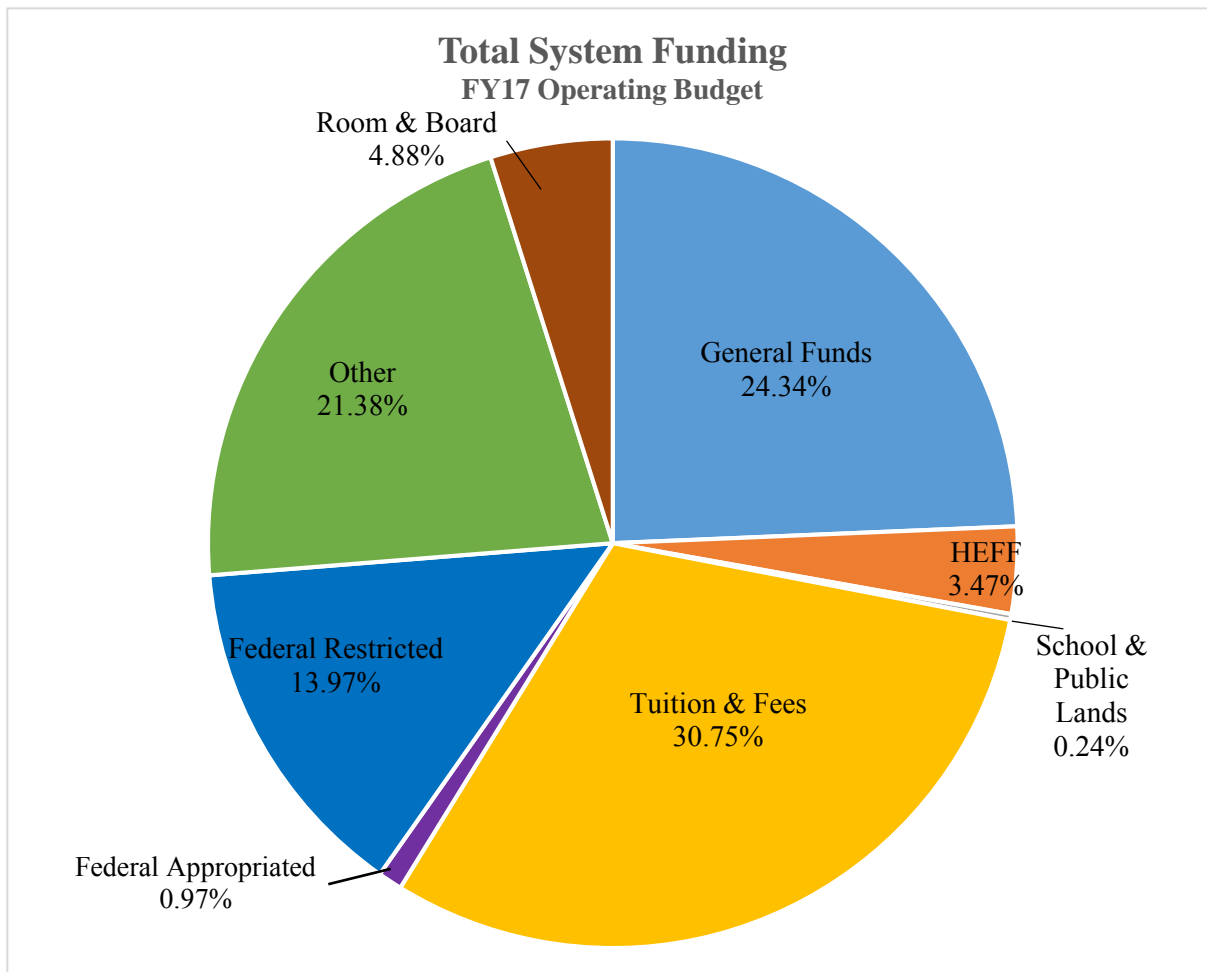


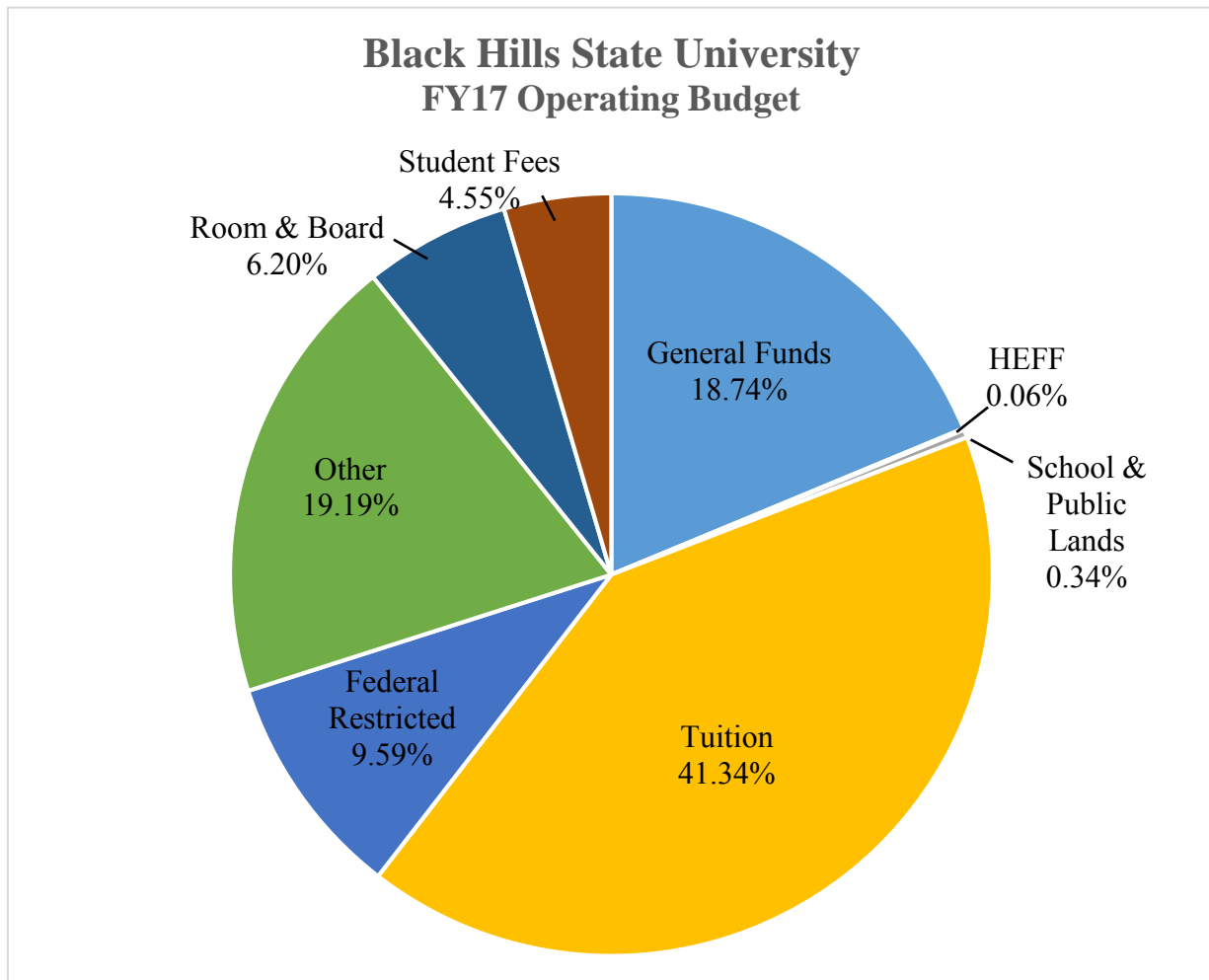
South Dakota Regental System FY17 Operating Budget Totals

| | | |
|-----------------------|-------------------|--------|
| General Funds | \$212,097,277 | 24.34% |
| HEFF | \$30,236,606 | 3.47% |
| School & Public Lands | \$2,059,945 | 0.24% |
| Tuition & Fees | \$268,025,993 | 30.75% |
| Federal Appropriated | \$8,455,113 | 0.97% |
| Federal Restricted | \$121,752,003 | 13.97% |
| Other | \$186,362,161 | 21.38% |
| Room & Board | \$42,567,375 | 4.88% |
| Total | \$871,556,473 | |



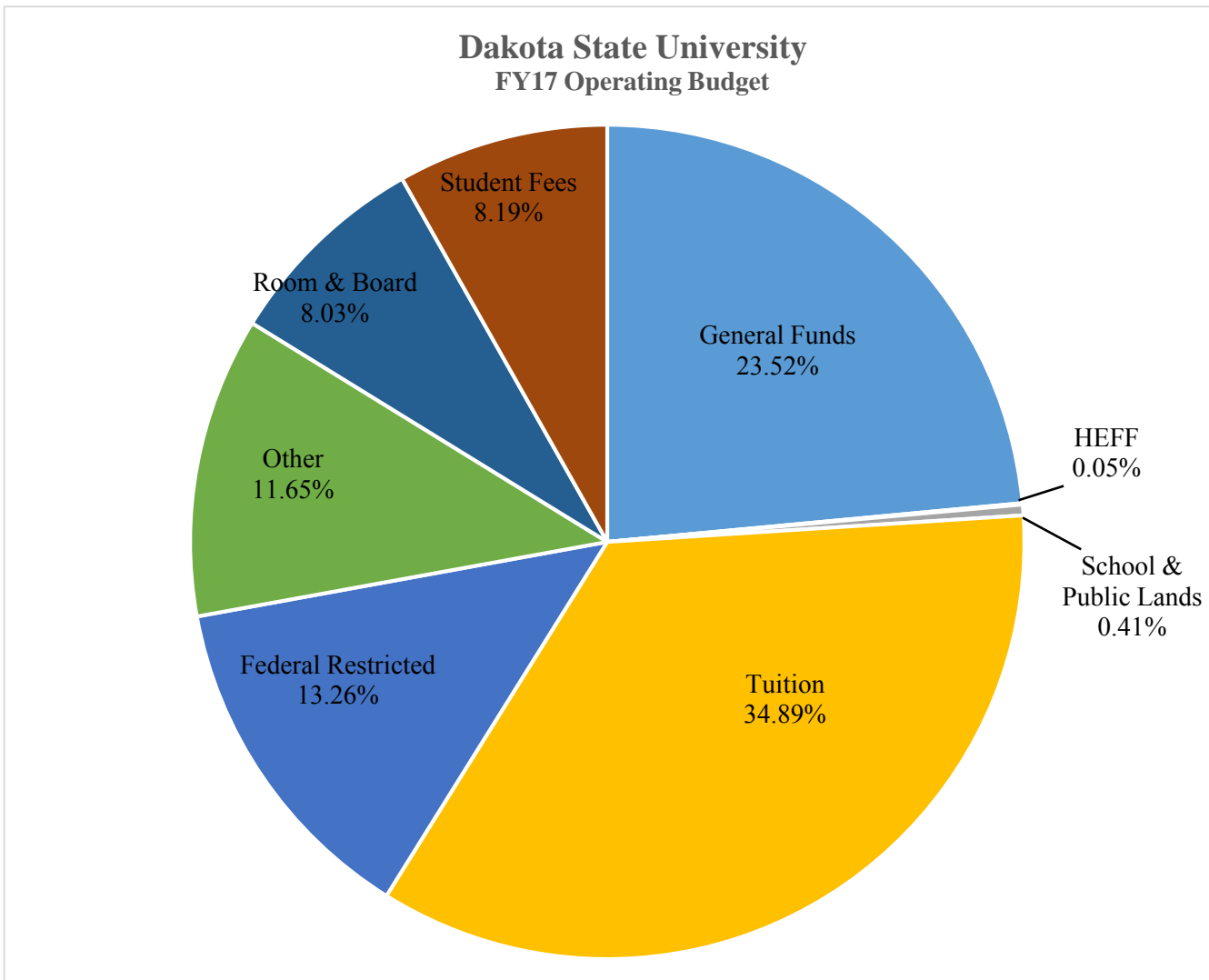
Black Hills State University
FY17 Operating Budget

| | | |
|-----------------------|---------------------|--------|
| General Funds | \$9,689,385 | 18.74% |
| HEFF | \$31,161 | 0.06% |
| School & Public Lands | \$173,360 | 0.34% |
| Tuition | \$21,375,866 | 41.34% |
| Federal Restricted | \$4,958,587 | 9.59% |
| Other | \$9,920,685 | 19.19% |
| Room & Board | \$3,204,815 | 6.20% |
| Student Fees | \$2,350,784 | 4.55% |
| Total | \$51,704,643 | |



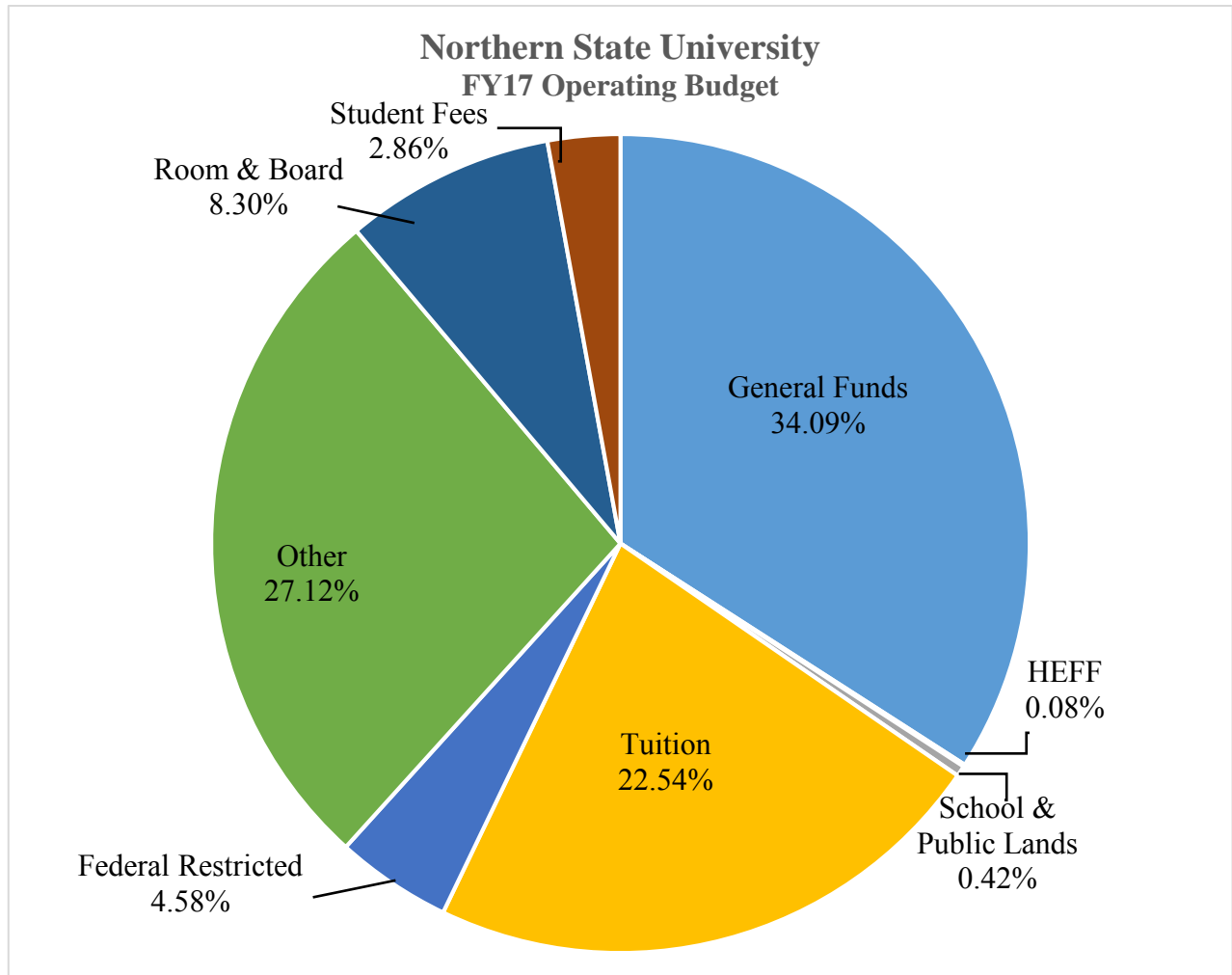
Dakota State University
FY17 Operating Budget

| | | |
|-----------------------|--------------|--------|
| General Funds | \$9,834,109 | 23.52% |
| HEFF | \$22,362 | 0.05% |
| School & Public Lands | \$173,360 | 0.41% |
| Tuition | \$14,591,120 | 34.89% |
| Federal Restricted | \$5,545,182 | 13.26% |
| Other | \$4,871,634 | 11.65% |
| Room & Board | \$3,357,016 | 8.03% |
| Student Fees | \$3,422,864 | 8.19% |
| Total | \$41,817,647 | |



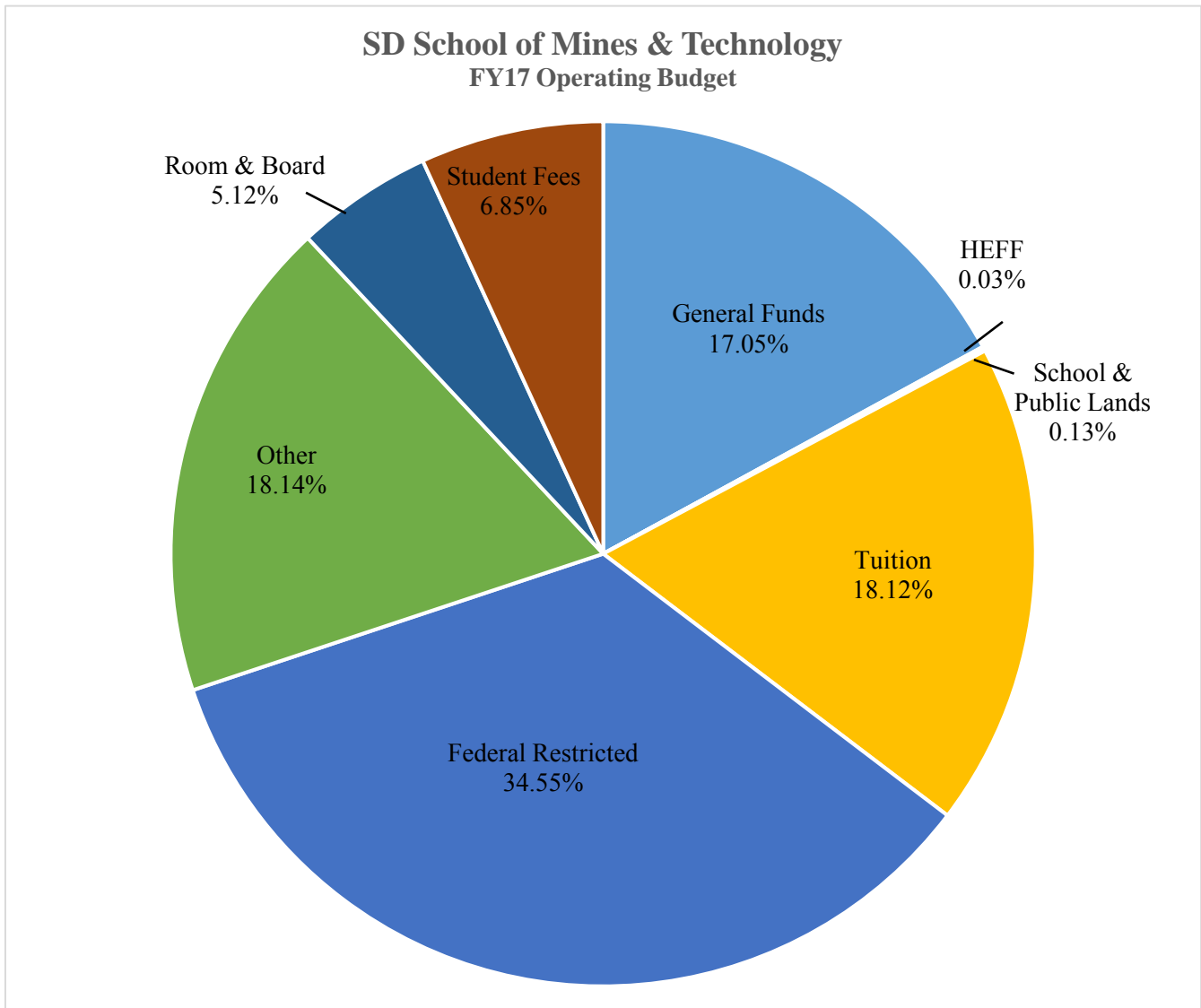
Northern State University
FY17 Operating Budget

| | | |
|-----------------------|---------------------|--------|
| General Funds | \$14,775,858 | 34.09% |
| HEFF | \$36,293 | 0.08% |
| School & Public Lands | \$183,393 | 0.42% |
| Tuition | \$9,772,343 | 22.54% |
| Federal Restricted | \$1,983,236 | 4.58% |
| Other | \$11,757,764 | 27.12% |
| Room & Board | \$3,598,616 | 8.30% |
| Student Fees | \$1,241,455 | 2.86% |
| Total | \$43,348,958 | |



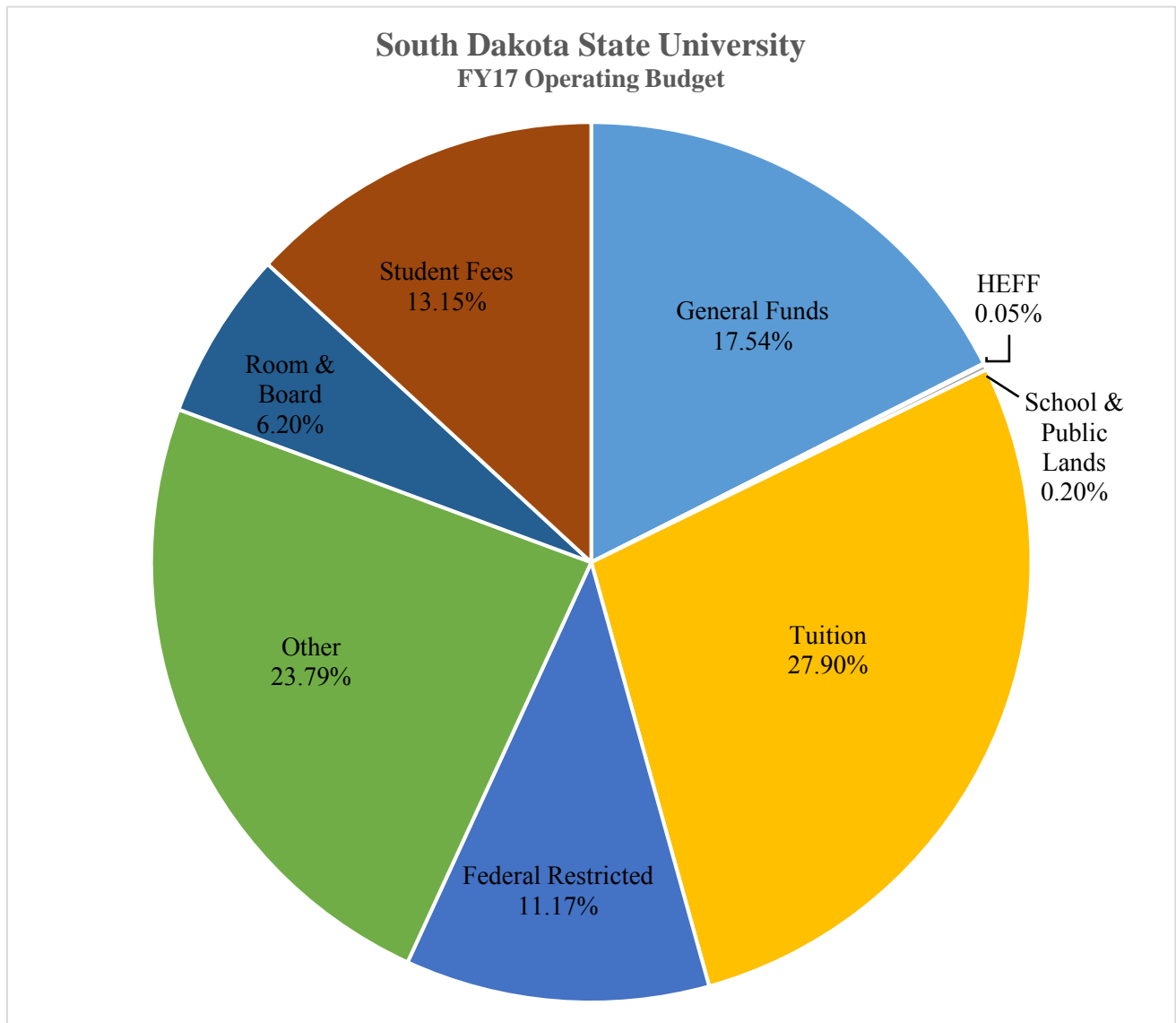
SD School of Mines & Technology
FY17 Operating Budget

| | | |
|-----------------------|--------------|--------|
| General Funds | \$16,887,673 | 17.05% |
| HEFF | \$34,093 | 0.03% |
| School & Public Lands | \$133,022 | 0.13% |
| Tuition | \$17,949,845 | 18.12% |
| Federal Restricted | \$34,219,819 | 34.55% |
| Other | \$17,961,607 | 18.14% |
| Room & Board | \$5,069,756 | 5.12% |
| Student Fees | \$6,785,030 | 6.85% |
| Total | \$99,040,844 | |



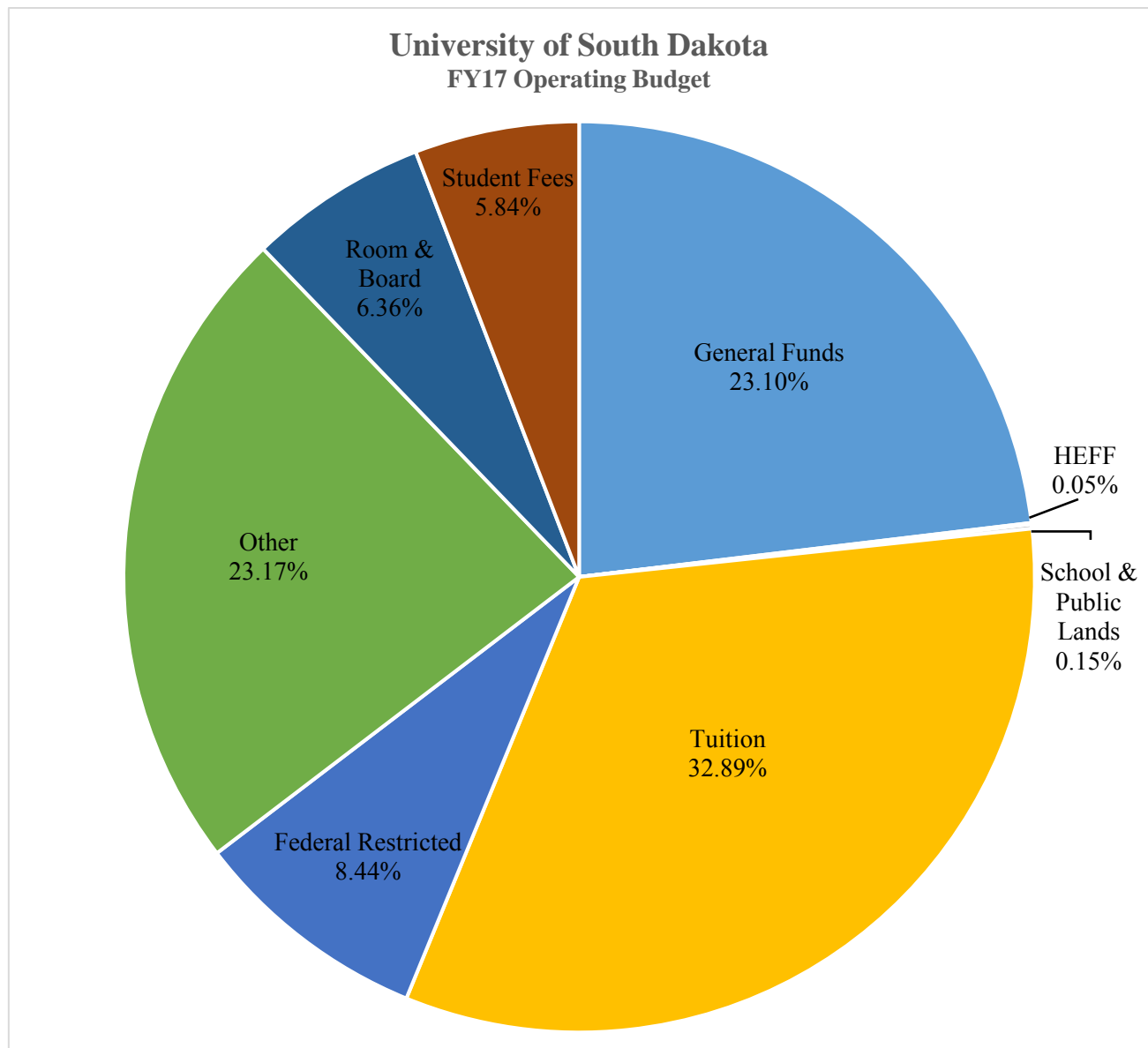
South Dakota State University
FY17 Operating Budget

| | | |
|-----------------------|---------------|--------|
| General Funds | \$48,416,984 | 17.54% |
| HEFF | \$131,975 | 0.05% |
| School & Public Lands | \$548,451 | 0.20% |
| Tuition | \$77,023,466 | 27.90% |
| Federal Restricted | \$30,849,738 | 11.17% |
| Other | \$65,684,475 | 23.79% |
| Room & Board | \$17,126,599 | 6.20% |
| Student Fees | \$36,310,792 | 13.15% |
| Total | \$276,092,480 | |



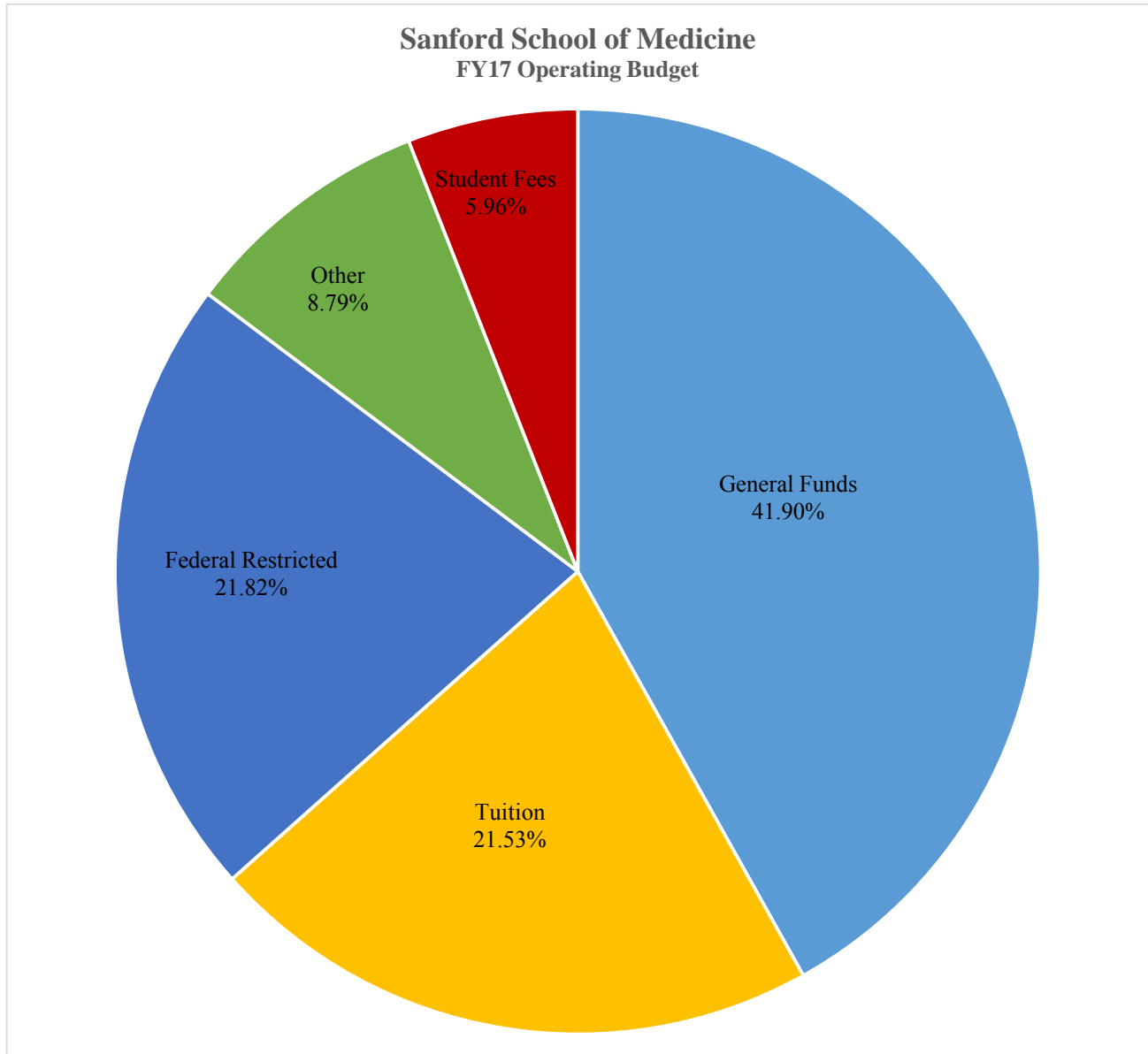
University of South Dakota
FY17 Operating Budget

| | | |
|-----------------------|---------------|--------|
| General Funds | \$37,092,974 | 23.10% |
| HEFF | \$87,983 | 0.05% |
| School & Public Lands | \$236,041 | 0.15% |
| Tuition | \$52,796,740 | 32.89% |
| Federal Restricted | \$13,547,785 | 8.44% |
| Other | \$37,202,271 | 23.17% |
| Room & Board | \$10,210,574 | 6.36% |
| Student Fees | \$9,374,555 | 5.84% |
| Total | \$160,548,922 | |



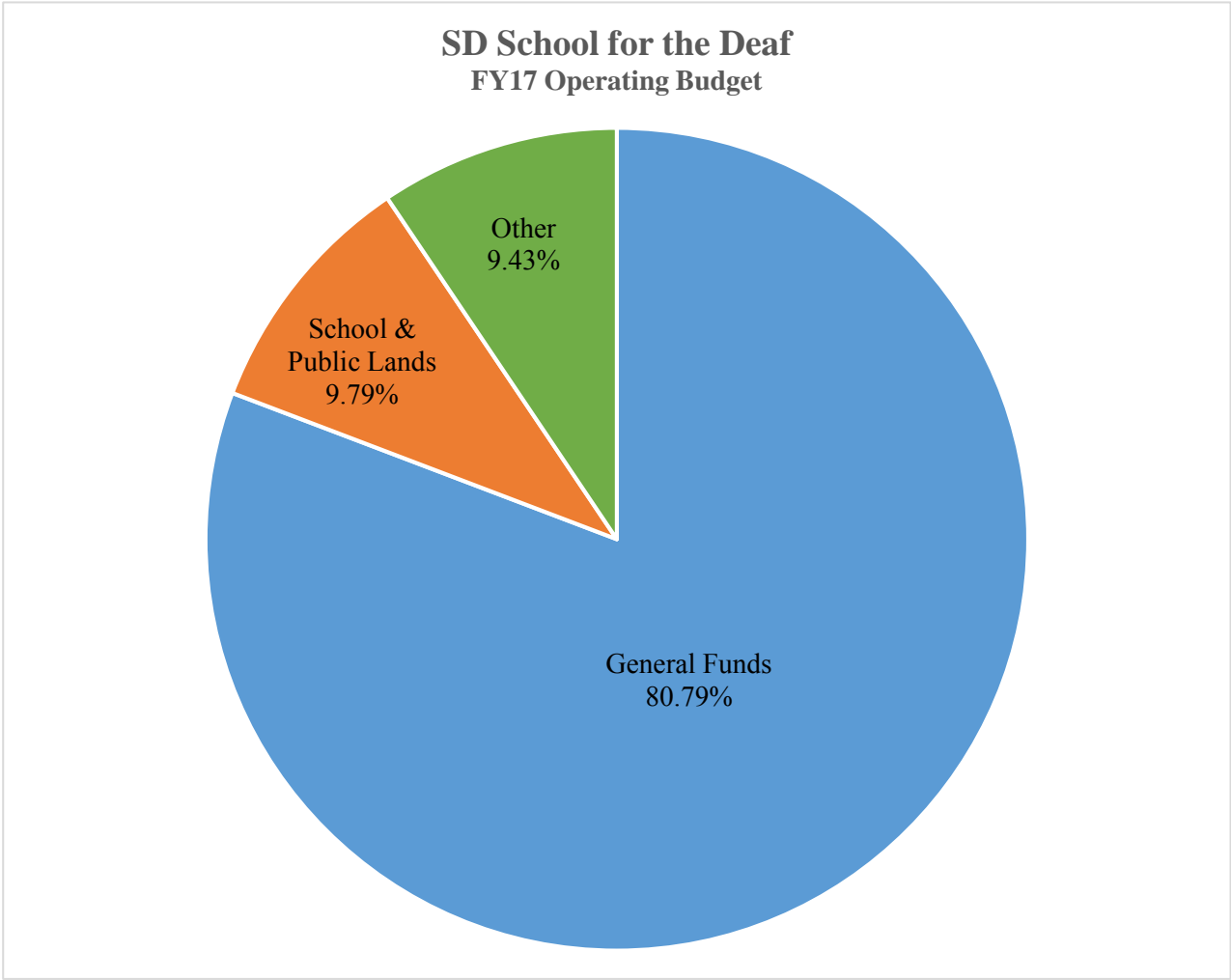
Sanford School of Medicine
FY17 Operating Budget

| | | |
|--------------------|--------------|--------|
| General Funds | \$22,912,215 | 41.90% |
| Tuition | \$11,773,930 | 21.53% |
| Federal Restricted | \$11,932,296 | 21.82% |
| Other | \$4,809,523 | 8.79% |
| Student Fees | \$3,257,204 | 5.96% |
| Total | \$54,685,168 | |



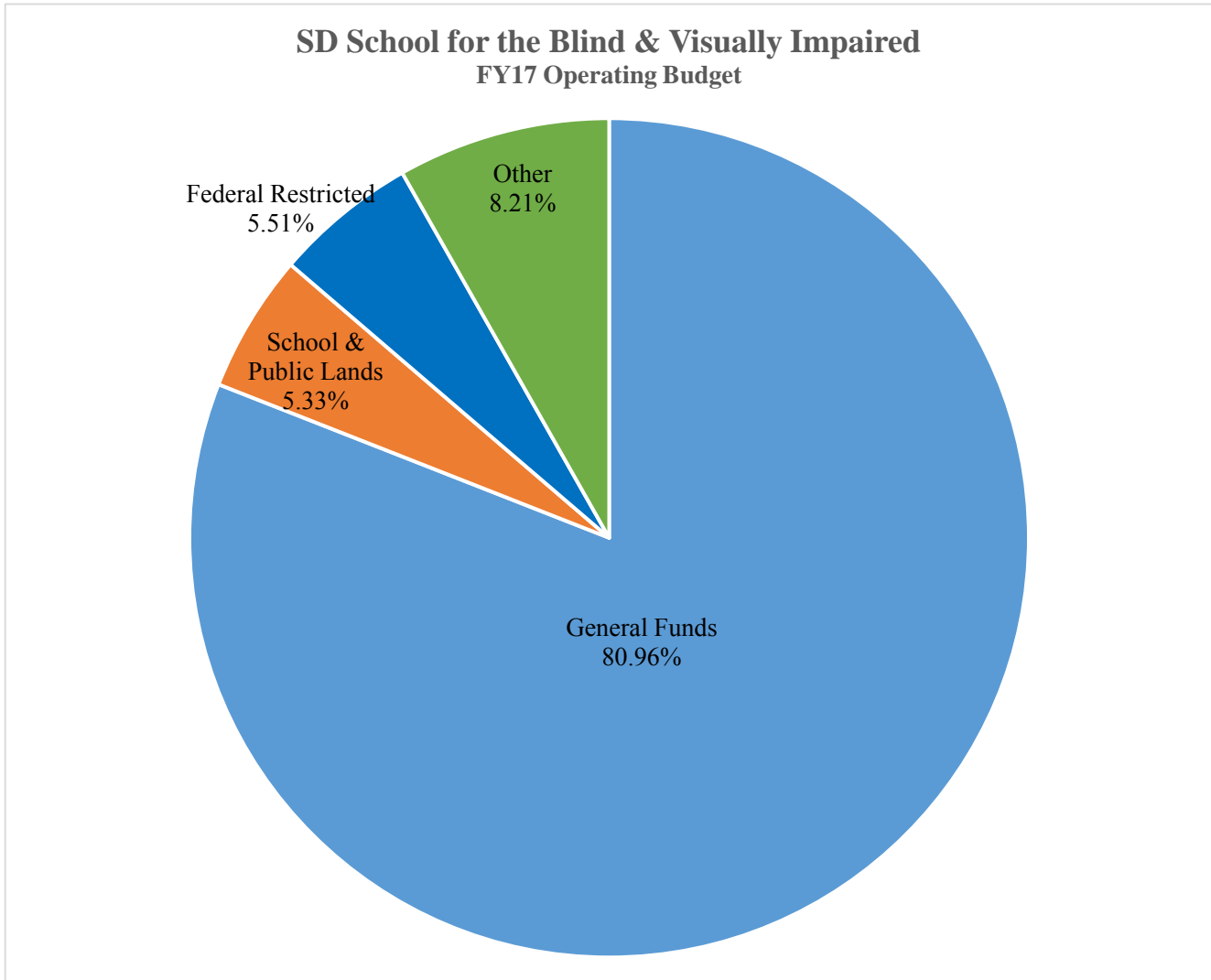
SD School for the Deaf
FY17 Operating Budget

| | | |
|-----------------------|--------------------|--------|
| General Funds | \$2,805,388 | 80.79% |
| School & Public Lands | \$339,861 | 9.79% |
| Other | \$327,391 | 9.43% |
| Total | \$3,472,640 | |



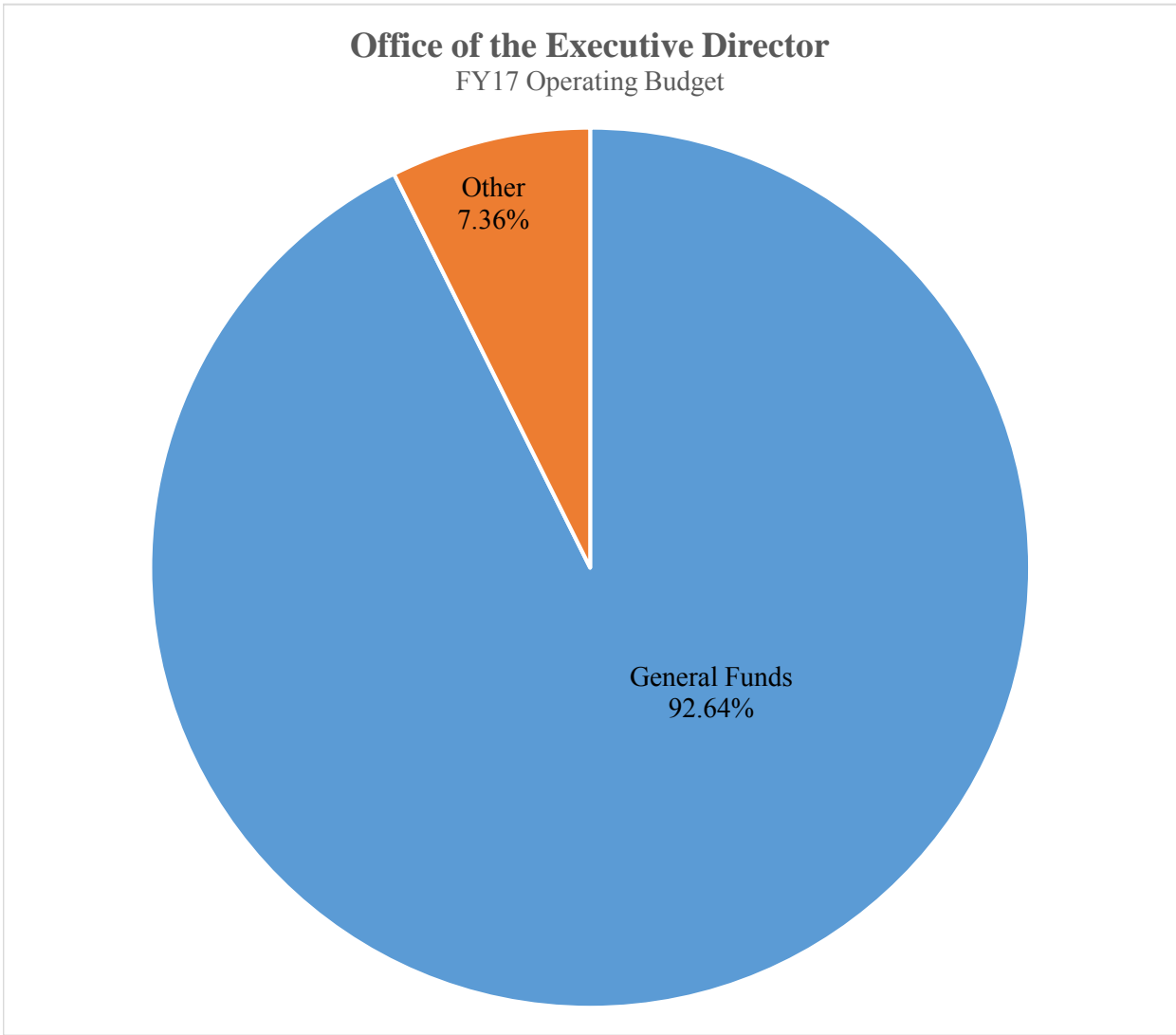
SD School for the Blind & Visually Impaired
FY17 Operating Budget

| | | |
|-----------------------|-------------|--------|
| General Funds | \$2,959,855 | 80.96% |
| School & Public Lands | \$194,712 | 5.33% |
| Federal Restricted | \$201,361 | 5.51% |
| Other | \$300,000 | 8.21% |
| Total | \$3,655,928 | |



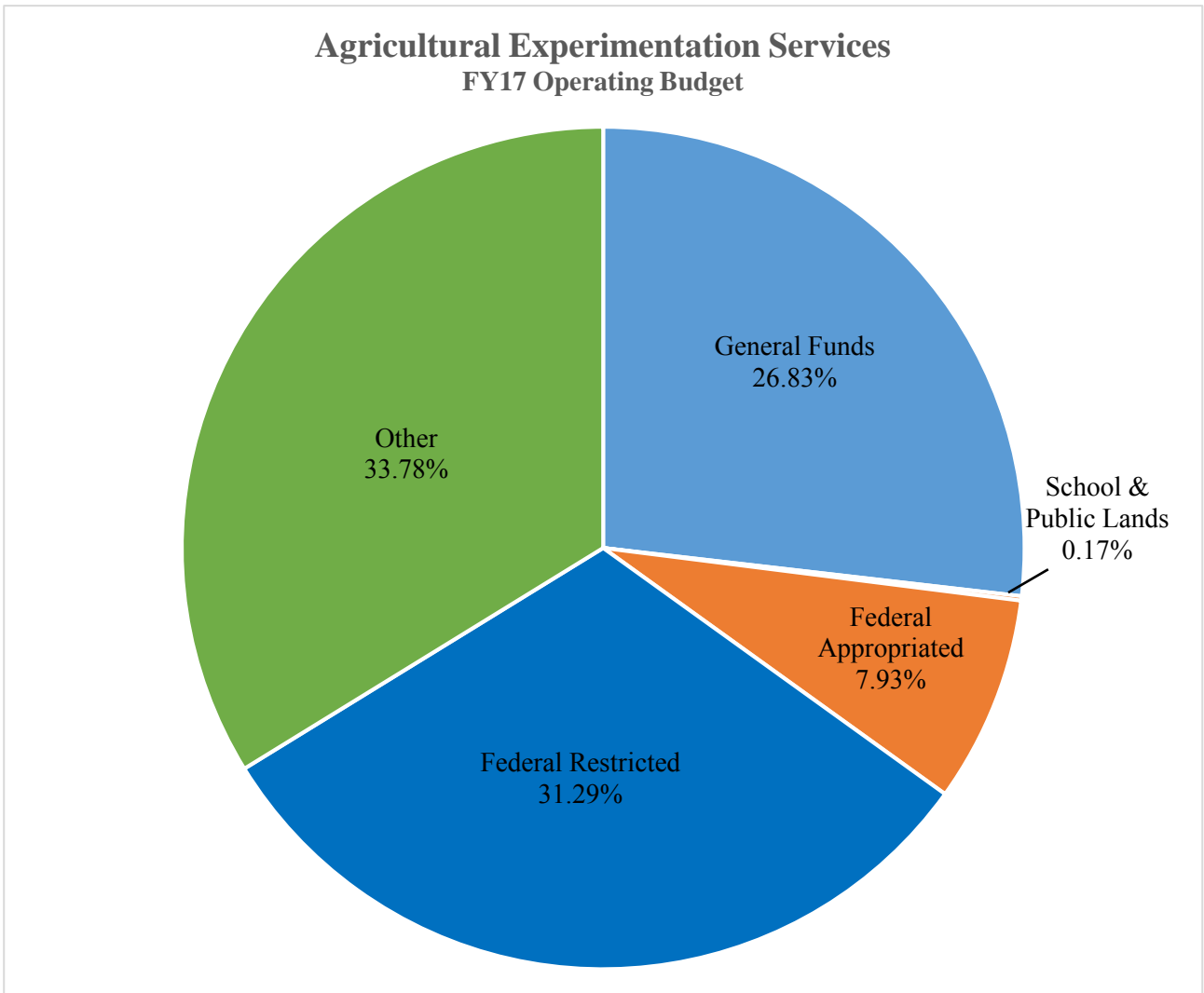
Office of the Executive Director
FY17 Operating Budget

| | | |
|---------------|-------------|--------|
| General Funds | \$4,273,031 | 92.64% |
| Other | \$339,446 | 7.36% |
| Total | \$4,612,477 | |



Agricultural Experimentation Services
FY17 Operating Budget

| | | |
|-----------------------|---------------------|--------|
| General Funds | \$12,194,624 | 26.83% |
| School & Public Lands | \$77,745 | 0.17% |
| Federal Appropriated | \$3,606,555 | 7.93% |
| Federal Restricted | \$14,223,652 | 31.29% |
| Other | \$15,354,958 | 33.78% |
| Total | \$45,457,534 | |



SDSU Extension
FY17 Operating Budget

| | | |
|----------------------|---------------------|--------|
| General Funds | \$8,654,361 | 44.06% |
| Federal Appropriated | \$4,848,558 | 24.68% |
| Federal Restricted | \$3,715,900 | 18.92% |
| Other | \$2,423,536 | 12.34% |
| Total | \$19,642,355 | |

